

2018 1st QUARTER REPORT



Prepared for
Orleans Parish School Board
and
Louisiana Department of Education

Committed to creating a world-class public education system that is child centered and supports the rebuilding of the City of New Orleans



PROGRAM MANAGEMENT



*Benjamin Franklin Elementary School Renovation
Selective Demolition Continues*



*John McDonogh High School Renovation, CMaR
Construction Continuing*



*Harriet R. Tubman Elementary School Renovation
Construction Continuing*



*New Karr High School, CMAR
Procurement Phase*



*Booker T. Washington High School Renovation,
Construction Continuing*



*New Orleans Charter Science and Mathematics
High School
Design Phase*



Executive Summary

Financial Overview – 1st Quarter Activities 3

Community Outreach Reports

January 2018..... 5
February 2018..... 7
March 2018 9

Cost Reports

RSD Program Summary Report 12
RSD Program Cost Status Report 13
OPSB Program Summary Report..... 24
OPSB Program Cost Status Report..... 25

Individual Project Summaries

Recovery School District

Abramson Modular Demo 3..... 30
Booker T. Washington CMar..... 31
Coghill Modular Demo 32
Harney ES – Refurb 33
John McDonogh HS – Reno 34
Lafayette ES – Refurb 35
Laurel ES - Refurb 36

Marshall ES - Refurb..... 37
McDonogh 28 ES Flooring 38
McDonogh 32 ES – Refurb 39
McDonogh 42 ES – Drainage..... 40
New Karr CMar..... 41
Schaumburg ES Roof Repairs 42
Sophie B. Wright HS – Interior Painting 43
Tubman ES – Reno 44
Village & Reed HVAC Equip. and Fencing 45

Orleans Parish School Board

Benjamin Franklin ES – Reno 46
Eleanor McMain HS Envelope Repairs 47
N.O. Charter Science and Math 48

Appendix

A-Funding Analysis Progress Reports 49
Recovery School District 50
B-Funding Analysis Progress Reports 61
Orleans Parish School Board 62
C-School Map 76



Executive Summary

Financial Overview

The RSD has \$306 million in open contracts for the capital program after issuing \$163 thousand in new contracts, change orders and amendments in March. In addition, the total change orders to date, \$5.8 million, account for two percent (2.41%) of the total open construction contracts. RSD anticipates issuing \$397 thousand in construction contracts/change orders, and \$326 thousand in professional service contracts/amendments in April.

The OPSB has \$232 million in open contracts for the capital program after issuing \$15 million. The OPSB has \$176 million in open contracts for the capital program after issuing \$1 hundred in new contracts, change orders and amendments in March. In addition, the total change orders to date, \$7.1 million, account for approximately five percent (5.05%) of the total open construction contracts. OPSB anticipates issuing approximately \$35 thousand in construction contracts/change orders and \$0 thousand in professional service contracts and amendments in April.



Booker T. Washington School CMAR



New Orleans Charter Science and Mathematics High School



Community Outreach



Community Outreach Reports



JANUARY 2018 (Community Outreach Report)

CONSTRUCTION SITE MONITORING (Demolitions - Renovations - New School Buildings):

Bauduit - Major Renovation

The work on this project is complete.

Tubman - Renovation

Construction on this project continues to progress. The interior work continues throughout the building and the second floor windows have been refurbished. The contractor continues to work on the walls of the cottage, but there has also been an increase in construction work on the other small building located in the rear of the school. The contractor continues to maintain the streets around the project, as well as the damaged area near Diana St that was caused by the construction. The outreach team will closely monitor the site as construction continues.

Edna Karr - New School

The contractor continues to do minor site maintenance at this site. In anticipation of a community meeting for residents and nearby businesses to meet the contractor, the outreach team canvassed the area with flyers to ensure they were aware and could attend if they wished. Willis Carter of the outreach team will continue to monitor the site closely as construction begins.

Abramson 3 - Demo

In an effort to complete the project, the construction company is working on Sundays. While the work coincides with the time for Sunday service, the outreach team ensured that there were no 18-wheeler trucks accessing the site during service time. All of the modulares have been removed from the site at this time and Ashley Savarino of the Unlimited Construction Company will donate the security modular and walking ramp to Greater St. Stephen Full Gospel Baptist Church. There have been no community complaints reported and the New Orleans Police Department continues to monitor the site at night. The Outreach Team attended three project update meetings.

T Marshall - Refurbishment

Blanchard Mechanical Contractors, LLC has been keeping the site and the streets around the school clean. Sandbags were placed at the front gate which have helped to correct the issues with mud spills. The contractor did a concrete pour, as well as implemented a new work schedule - 7AM on weekdays and 8AM on weekends. While there were no community complaints reported, the Outreach Team did inform the site superintendent that workers are still driving the wrong way down a one-way street. In response, the superintendent indicated that they will put up larger signs to help eliminate the problem. The Outreach Team attended two project update meetings.

John McDonogh - Renovation

Construction work continues at the site, but there was one resident who had a number of concerns this. Lauren Hodges who is a realtor and owner of Carriage House Real Estate with property around the school site, reported that workers are often double parking in the 2500 block of Barracks Street. She also indicated that there are people eating on residents' private property at lunch time and leaving trash around the site. A problem has surfaced with dirt becoming prevalent in the 1200 and 1300 block of North Dorgenois, as well as the 2500 and 2600 blocks of Barracks Street. The contractor needs to sweep these areas daily to avoid this problem in the future. The resident also indicated that she would like to have Core Construction wash some of the cars in the neighborhood, as well as pressure wash some of the houses every two weeks. In response to the concerns, CORE Construction team members, Jeff Steen and Tim McCrocklin, held a meeting with Ms. Hodges and stated they would address all of her issues, except pressure washing any houses around the school site. Ms. Hodges was also made aware that a sewer line will need to be cut in from the residents' side of Barracks street. She will work with the contractor to ensure the residents are aware of the project and that access to parking in front of their homes will not be available during that time. The outreach team attended two project update meetings.

BTW - New

During the month, Core Construction Company had two 1 AM concrete pours. Although there were no community complaints reported, the site superintendent stated there will be no more pours at that time in the morning. The Outreach Team did observe and has asked CORE to ensure that there is always a flagman when equipment is entering or leaving the site via truck. While there are a number of new subs working on the job site, there have been no parking or Earhart Street traffic problems reported. The contractor maintains the streets around the site and the Outreach Team has been networking with members of the BTW Family. The outreach team attended two project update meetings.



FEBRUARY 2018 (Community Outreach Report)

In addition to the construction site monitoring, Bright Moments conducted the Contractor Meet and Greet community meeting for the construction of the new Karr High School on the site of the former Jo Ellen Smith Hospital.

Bright Moments has also assisted in the collection of memorabilia for the interpretive display being developed for the Booker T. Washington High School campus. Efforts to collect photographs and other items to fulfill the FEMA display requirements are underway.

CONSTRUCTION SITE MONITORING (Demolitions - Renovations - New School Buildings):

HARRIET TUBMAN – Renovation

Construction on the interior and exterior of the site near the rear of the building continues to progress. The contractor has also increased work on the roof of the project. During the month, the outreach team received an inquiry about the future use of the playground equipment that was being dismantled at the site. The community member requested that the equipment be donated to a community park if it was not going to be used. After following up regarding use of the equipment, it was confirmed that the general contractor could donate the equipment to the community. The contractor continues to maintain the streets around the project, as well as the damaged area near Diana St that was caused by the construction. The outreach team will closely monitor the site as construction continues. The outreach team will closely monitor the site as construction continues.

THURGOOD MARSHALL– Refurbishment

Construction on this site continues to progress well. There are a number of new subs on the site, but there are no parking issues being reported. The construction company has been able to keep the mud from running off the site into the street and the workers are doing a better job of not going up the one-way street. During the month, a community member reported that work at the site started before 7 AM. The community outreach team followed up with the site superintendent who shared that a concrete truck arrived at the site early. Also during the month, the site superintendent contacted the police after noticing a man trying to break into an apartment across from the school. NOPD came out and created a report about the incident. The Outreach Team attended two project update meetings.

EDNA KARR– New School

The contractor continues to do minor site maintenance as well as prep work for the upcoming major construction. There was a community meeting held earlier in the month to provide details about the construction timelines. Willis Carter of the outreach team will continue to monitor the site closely as construction begins.

ABRAMSON 3 – Demo

There has been minimal activity at this site during the month, but the contractor is moving the dirt and sand to the appropriate areas of the site. There have been no community problems reported during the month and the construction company has not moved the modular that they are donating to the church. The NOPD continues to monitor the site and the Outreach Team attended one project update meeting.

BOOKER T. WASHINGTON – New

Construction continues at this site with new steel going up in the auditorium. There were two community problems reported during the month. A resident, Terrie Brooks of 1329 South Roman Street, called to report damage to her home. Ms. Brooks stated that there are cracks in her walls and that she has some foundation problems. An Outreach Team member informed Ms. Brooks that CORE Construction will contact her to survey the damage, and then follow-up with a response via mail. A resident called to report that there are 18-wheelers leaving the site going down South Roman Street to MLK Blvd. In response to the community concern, the site superintendent contacted the trucking company to reiterate that the drivers should not use South Roman Street when leaving the site. This month, the Outreach Team spoke with Jimmie Gooden of LCI about equipment leaving the site without a flagman on the city streets. In addition, the Outreach Team spoke with CORE about vehicles that park too close to the front gate on Earhart Blvd. It poses a safety hazard for people who are trying to turn onto Earhart Blvd. The streets around the site are kept clean at all times and the Outreach Team attended three project update meetings.

JOHN MCDONOGH - Renovation

Construction at this site continues and there were two neighborhood complaints reported during the month. The museum manager spoke with Jeff Steen of CORE Construction stating that she was having a problem walking her dog because vehicles are parking on the sidewalks. CORE construction has a permit to use the sidewalk by the school, but Mr. Steen informed the museum manager that he will speak with the subs about parking on the sidewalk. Ms. Cheicko Thompson, 2532-34 Barracks Street, called to report the dust and mud on her street and she also stated that CORE was going to provide residents with car wash tickets. Mr. Tim McCrockin, Site Superintendent, told the Outreach Team that he would get the car wash tickets to the residents. CORE Construction is making a strong effort to keep subs from using the neighbors steps at lunchtime and a member of the team walks the neighborhood after lunch to pick up trash. There have been new sidewalk pours on Esplanade Ave and North Dorgenois Street and the work on the new sewer on Barracks Street and Rocheblave Street will begin at the end of March 2018. CORE has stated that they will inform the community when the work begins. There have been no parking problems reported about the site and the Outreach Team attended two project update meetings.



MARCH 2018 (Community Outreach Report)

In addition to the site monitoring work described below, Bright Moments began work on collecting information and images for the Booker T. Washington High School Interpretive Display mandated by FEMA

CONSTRUCTION SITE MONITORING (Demolitions - Renovations - New School Buildings):

Tubman - Renovation

The contractor continues to work on the interior of the school, as well as the interior and exterior walls of the cottage. Most of the exterior work on the school has focused on the roof and on the deck area at the rear of the building near the cottage. The contractor continues to maintain the street damage near Diana St. that was caused by the construction, as well as keep dirt out of nearby streets. The outreach team will closely monitor the site as construction continues.

Edna Karr – New School

Work on this site is slowly progressing. However, until the river levels fall, the construction company can only do minor prep work at the site. The levels are expected to fall sometime in May. The contractor continues to remove concrete and debris from the site and the Outreach Team will continue to monitor the site as construction continues.

Abramson III - Demo

The work at this site is almost complete. All the modular buildings are off site and the construction company is bringing in topsoil and sand. The two modular buildings have been donated to Greater St. Stephen Church and are now on the church's property. There were no project update meetings or community problems reported this month. The Outreach Team will continue to monitor the site until all work is completed.

T Marshall - Refurbishment

Parking around the site is beginning to be a problem, so the Outreach Team asked the superintendent to make sure that none of the subs park in driveways or in front of mail boxes. There were no community issues reported when the big crane arrived to put up steel for the new elevator. Blanchard Mechanical reported that someone broke in through one of the plastic covered windows and stole tools and coffee. As a result, all windows are now boarded up and a police report was made. There were no neighborhood complaints reported during the month and the Outreach Team attended two project update meetings.

Coghill - Demo

The work is just beginning at this site, so the Outreach Team has been networking with the residents regarding the work that will be taking place. The Outreach Team informed the construction manager and the Site Superintendent that the site needs to be locked at night and that there is an active church across the street from the site. There will be a vibration monitor in place prior to the use of any equipment and the Outreach Team advised the superintendent that all modular buildings need to be hauled off the site using France Road to ensure there are no conflicts with the neighborhood. It was discovered that a community member has been using the site to park a school bus, so the Site Superintendent will inform the owner that the site can no longer be used for the vehicle. The team attended two project update meetings and there were no community problems reported.

BTW - New

The masonry work is ongoing at the gym, but security has become an issue on the job site. A young man managed to get onto the site and steal tools. CORE Construction Company was able to run him off the site and NOPD was able to recover the gun pitched into the grass and take the man to jail. To help mitigate these types of situations, CORE believes there should be increased security in the evenings. Jimmie Goodew took pictures and reported wall damage to the property located at 1329 S. Roman Street. The information was sent to Jason Bruzik with CORE, who indicated he would send a certified letter to Terrie Brook regarding her damages. While there are no problems with parking or the route taken by the 18-wheelers entering and exiting the site, there are still no flagman to assist when equipment leaves the site. The Outreach team attended three project update meetings.

John McDonogh High School - Renovation

Steve Jones of CSRS/Jacob held a meeting with the museum manager to discuss her concerns about the school construction, as well as to inform her about the new sewer line work that will take place. He indicated that the meeting went well. The construction company passed out flyers about the upcoming underground utility lines work, as well as informed the neighborhood that North Rocheblave St will be temporarily closed between Barracks St and Esplanade Ave. The work is projected to last approximately three weeks after the sewer and utility lines are completed. The resident who complained about dust on her vehicle, Ms. Cheicko Thomas, received car wash tickets from CORE Construction and the subs have refrained from eating on resident's property. Unfortunately, parking continues to be an ongoing issue that is being addressed daily. There have been a few community members stopping by the school to comment on how nice it looks. There were no community complaints reported during the month and the Outreach Team attended three project update meetings.



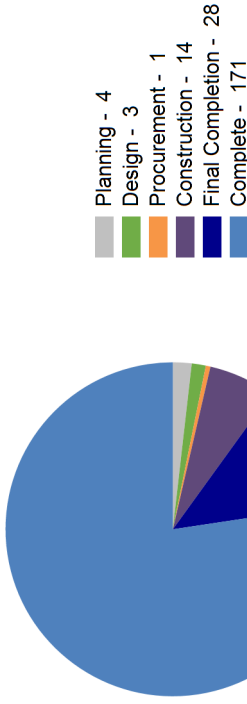
RSD Cost Reports



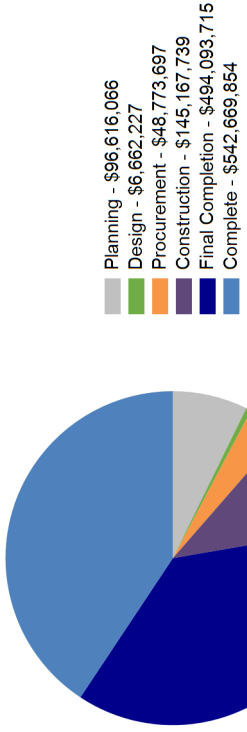
RSD Cost Reports

RSD Program Summary

Number of Projects by Phase

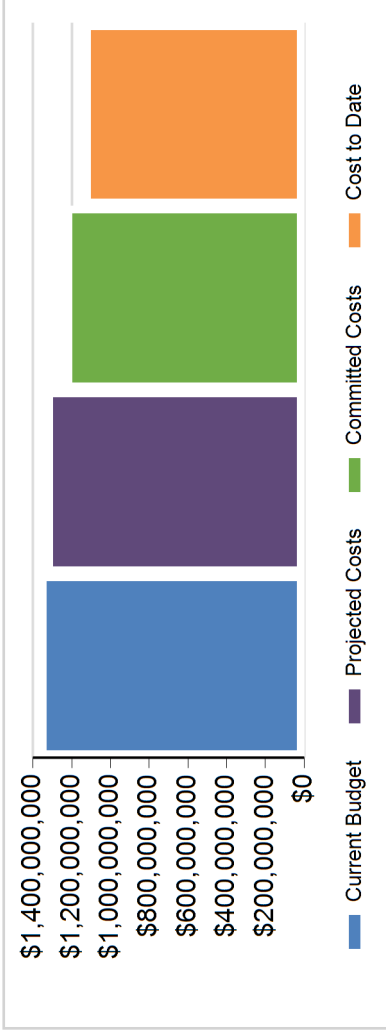


Value of Projects by Phase



Project Phase	Number of Projects	Budget Adopted 2011	Current Budget	Committed Costs	Cost To Date	UnCommitted Costs	Projected Cost	Projected (Under) Over
<u>Planning</u>	4	\$28,061,190	\$105,957,166	\$6,519,968	\$52,530	\$90,090,048	\$96,616,066	(\$9,341,100)
<u>Design</u>	3	\$0	\$8,032,790	\$910,452	\$515,142	\$5,751,775	\$6,662,227	(\$1,370,563)
<u>Procurement</u>	1	\$0	\$49,549,591	\$48,773,697	\$3,177,901	\$0	\$48,773,697	(\$775,894)
<u>Construction</u>	14	\$118,413,585	\$152,669,562	\$143,346,641	\$103,154,937	\$632,178	\$145,167,739	(\$7,501,823)
<u>Final Completion</u>	28	\$427,757,372	\$497,343,589	\$492,282,660	\$490,684,830	\$570,708	\$494,093,715	(\$3,249,874)
<u>Complete</u>	171	\$541,832,396	\$553,046,761	\$542,103,855	\$541,325,461	\$335,934	\$542,669,854	(\$10,376,908)
Total	221	\$1,116,064,543	\$1,366,599,459	\$1,233,937,273	\$1,138,910,800	\$97,380,643	\$1,333,983,297	(\$32,616,162)

RSD - Program Cost Status



Project Name	Budget Adopted 2011	Current Budget	Committed Costs	Cost To Date	UnCommitted Costs	Projected Cost	Projected (Under) Over
A Jackson ES - Refurb	\$4,135,688	\$3,227,608	\$3,289,218	\$3,279,398	(\$50,264)	\$3,304,044	\$76,437
Abrams ES - New	\$25,507,738	\$34,547,291	\$33,993,096	\$33,791,472	\$0	\$34,041,286	(\$506,004)
Abramson Modular Demolition Phase 3	\$0	\$380,695	\$317,250	\$285,094	\$0	\$316,910	(\$63,785)
Avery Alexander ES - New	\$25,877,738	\$33,130,221	\$32,470,352	\$32,457,643	\$0	\$33,040,640	(\$89,581)
Banneker ES / Wheatley - Kitch (Land Banked)	\$0	\$526,803	\$416,364	\$364,397	\$0	\$416,364	(\$110,439)
Bauduit ES - Refurb	\$3,341,966	\$3,249,803	\$3,388,806	\$3,139,773	\$0	\$3,352,257	\$102,454
Behrman Elementary School CMaR	\$25,507,738	\$39,646,019	\$2,345,881	\$0	\$34,362,496	\$36,708,377	(\$2,937,642)
Booker T. Washington - New	\$55,144,993	\$70,329,905	\$65,604,777	\$35,349,615	\$115,505	\$65,720,282	(\$4,609,623)
Career Technical Education High School at Kerlec Street CMaR	\$0	\$31,096,348	\$2,198,720	\$32,981	\$25,296,760	\$27,501,530	(\$3,594,818)
Carver HS - New D/B	\$48,267,646	\$52,657,517	\$50,787,735	\$50,753,400	\$237,739	\$51,025,474	(\$1,632,043)
Clark HS - Assessment	\$0	\$45,150	\$45,150	\$45,150	\$0	\$45,150	\$0
Coghill Modular Demolition	\$0	\$538,081	\$325,809	\$121,369	\$130,200	\$442,381	(\$95,700)
Crossman ES - Kitch	\$0	\$450,645	\$414,410	\$413,983	\$0	\$414,410	(\$36,235)
Fischer ES-Refurb	\$0	\$3,546,985	\$2,995,116	\$2,992,345	\$0	\$2,995,116	(\$551,870)

RSD - Program Cost Status

Project Name	Budget Adopted 2011	Current Budget	Committed Costs	Cost To Date	UnCommitted Costs	Projected Cost	Projected (Under) Over
Gaudet ES-Refurb	\$0	\$3,407,048	\$3,083,545	\$2,970,637	\$0	\$3,083,545	(\$323,503)
Harney Gutters & Downspouts	\$0	\$200,719	\$166,697	\$11,526	\$0	\$166,697	(\$34,022)
John McDonogh HS - Reno	\$35,181,586	\$36,756,115	\$36,193,605	\$32,818,309	\$264,016	\$36,457,621	(\$298,494)
Johnson ES - Refurb	\$0	\$3,180,479	\$172,907	\$110,547	\$2,269,702	\$2,442,609	(\$737,870)
Lafayette ES - Refurb - Phase 1 & Phase 2	\$0	\$4,907,054	\$4,128,495	\$3,206,241	\$0	\$5,126,510	\$219,456
Laurel ES - Refurb	\$6,851,839	\$7,258,301	\$6,671,439	\$6,400,659	\$0	\$6,671,439	(\$586,862)
Lawless HS - New	\$35,582,027	\$40,527,805	\$39,843,344	\$39,749,417	\$0	\$39,843,344	(\$684,461)
Live Oak ES - Refurb & Exploratory Demolition	\$0	\$9,336,941	\$8,877,827	\$8,877,463	\$0	\$8,877,827	(\$459,114)
Livg and Schw - Modul Demo	\$0	\$425,804	\$447,128	\$435,497	\$0	\$447,128	\$21,324
Marshall ES - Refurb	\$5,088,149	\$6,249,479	\$5,447,441	\$4,520,569	\$0	\$5,491,224	(\$758,255)
McDonogh 28 - Flooring Renovation Phase 2	\$0	\$1,015,077	\$932,713	\$524,034	\$0	\$944,329	(\$70,748)
McDonogh 28 ES - Kitch	\$0	\$268,034	\$22,926	\$22,926	\$206,292	\$229,218	(\$38,816)
McDonogh 32 ES - Refurb	\$0	\$4,529,229	\$706,294	\$385,844	\$3,233,276	\$3,939,570	(\$589,659)
McDonogh 42 ES - (Drainage)	\$0	\$0	\$842	\$842	\$0	\$3,342	\$3,342
McDonogh 7 ES - Refurb	\$2,553,452	\$2,550,536	\$19,549	\$19,549	\$2,141,922	\$2,161,471	(\$389,065)
Morial ES - New	\$25,417,080	\$36,092,603	\$35,507,157	\$35,271,175	\$0	\$35,609,418	(\$483,185)
New Cohen High School CMaR	\$0	\$32,664,263	\$1,955,818	\$0	\$28,288,870	\$30,244,688	(\$2,419,575)
New Karr CMAR	\$0	\$49,549,591	\$48,773,697	\$3,177,901	\$0	\$48,773,697	(\$775,894)
Sarah T. Reed Modular Demolition	\$0	\$323,082	\$31,251	\$18,751	\$248,797	\$280,048	(\$43,034)
Schaumburg Roof and Harney Gutters	\$0	\$2,649,401	\$2,254,620	\$777,820	\$0	\$2,254,620	(\$394,781)
Sophie B Wright HS - Phase 2 Interior Painting and Wood Floor Repairs	\$0	\$201,718	\$896	\$896	\$0	\$21,221	(\$180,497)
Sophie B Wright HS - Reno	\$24,889,834	\$30,321,158	\$29,793,805	\$29,619,581	\$0	\$30,456,845	\$135,687
Tubman ES - Reno	\$22,222,469	\$17,634,327	\$16,984,834	\$15,447,373	\$0	\$17,111,142	(\$523,185)
Village de L'Est ES - Environmental	\$0	\$956,254	\$800,341	\$28,331	\$85,689	\$886,030	(\$70,224)

RSD - Program Cost Status

Project Name	Budget Adopted 2011	Current Budget	Committed Costs	Cost To Date	UnCommitted Costs	Projected Cost	Projected (Under) Over
Village de L'Est ES - Refurb	\$2,718,731	\$2,742,246	\$2,500,273	\$2,479,326	\$33	\$2,500,306	(\$241,940)
Village de l'Est, Sarah T. Reed, Rosenwald HVAC Equipment/Fencing	\$776,388	\$1,894,491	\$1,627,743	\$1,470,546	\$36,769	\$1,664,512	(\$229,979)
Active RSD Total:	\$349,065,062	\$569,014,825	\$445,537,871	\$351,372,384	\$96,867,801	\$545,012,622	(\$24,002,203)
Project Name	Budget Adopted 2011	Current Budget	Committed Costs	Cost To Date	UnCommitted Costs	Projected Cost	Projected (Under) Over
A Jackson ES - Kitch	\$0	\$16,133	\$16,133	\$16,133	\$0	\$16,133	\$0
Abramson and Carver Mod Demo	\$0	\$1,120,031	\$1,146,462	\$1,146,462	\$0	\$1,146,462	\$26,431
Agnes Bauduit (Boiler)	\$75,000	\$66,823	\$66,823	\$66,823	\$0	\$66,823	\$0
Allen Elementary (Roof)	\$433,326	\$608,790	\$608,790	\$608,790	\$0	\$608,790	\$0
Allen ES - Kitch	\$0	\$214,052	\$191,831	\$191,831	\$0	\$191,831	(\$22,221)
Allen ES - Refurb	\$5,012,155	\$2,095,062	\$2,021,574	\$1,733,839	\$6,225	\$2,027,799	(\$67,263)
Armstrong (Mothballing)	\$606,665	\$593,695	\$517,592	\$517,592	\$0	\$517,592	(\$76,103)
Augustine (Mothballing)	\$821,059	\$881,126	\$898,585	\$898,585	\$0	\$898,585	\$17,459
Augustine (Roof)	\$495,101	\$395,482	\$395,482	\$395,482	\$0	\$395,482	\$0
Avery-Alexander-Demo	\$500,000	\$558,210	\$558,210	\$558,210	\$0	\$558,210	\$0
BAS Integration	\$229,369	\$639,034	\$623,575	\$623,575	\$0	\$623,575	(\$15,459)
Behrman (Roof)	\$1,400,000	\$778,319	\$778,319	\$778,319	\$0	\$778,319	\$0
Bell and Mondy - Demo (Land Banked)	\$0	\$54,971	\$51,412	\$51,412	\$0	\$51,412	(\$3,559)
Bell JH (Mothballing) (Land Banked)	\$842,568	\$3,259,362	\$3,282,529	\$3,196,664	\$0	\$3,282,529	\$23,167
Bell JH (Phase 1-Roof)	\$2,140,855	\$2,141,909	\$1,786,576	\$1,786,576	\$0	\$1,786,576	(\$355,334)
Bell JH (Shoring)	\$1,256,095	\$2,059,520	\$2,137,859	\$2,137,859	\$0	\$2,137,859	\$78,339
Bell JH-Demo	\$98,522	\$6,275	\$6,276	\$6,276	\$0	\$6,276	\$0
Bienville Elementary (New Construction)	\$21,647,863	\$21,311,556	\$21,311,556	\$21,311,556	\$0	\$21,311,556	\$0
Bienville School-Demo	\$353,931	\$312,259	\$312,259	\$312,259	\$0	\$312,259	\$0

RSD - Program Cost Status

Project Name	Budget Adopted 2011	Current Budget	Committed Costs	Cost To Date	UnCommitted Costs	Projected Cost	Projected (Under) Over
Booker T. Washington - HABS	\$35,804	\$37,351	\$37,351	\$37,351	\$0	\$37,351	\$0
Booker T. Washington (Lockout/Tagout)	\$5,000	\$7,000	\$7,000	\$7,000	\$0	\$7,000	\$0
Booker T. Washington (Renovation)	\$4,378,855	\$687,598	\$687,598	\$687,598	\$0	\$687,598	\$0
Booker T. Washington-Demo	\$960,633	\$1,170,159	\$1,059,566	\$1,059,566	\$0	\$1,059,566	(\$110,594)
Bradley ES - New	\$24,657,771	\$28,996,861	\$27,614,926	\$27,666,851	\$0	\$27,614,926	(\$1,381,935)
Bradley ES-Demo	\$500,000	\$322,365	\$322,365	\$322,365	\$0	\$322,365	\$0
Bundy Rd Swing Space - Reno	\$49,195	\$49,195	\$49,195	\$49,195	\$0	\$49,195	\$0
Carbon Credit Energy Conservation Measures	\$373,166	\$432,130	\$432,130	\$432,130	\$0	\$432,130	\$0
Carver - Demo	\$500,000	\$2,047,871	\$2,047,871	\$2,047,871	\$0	\$2,047,871	\$0
Carver HS (New Construction)	\$8,298,170	\$2,949,809	\$2,949,809	\$2,949,809	\$0	\$2,949,809	\$0
Chester-Demo	\$500,000	\$242,790	\$242,790	\$242,790	\$0	\$242,790	\$0
Clark High School	\$34,316	\$22,870	\$22,870	\$22,870	\$0	\$22,870	\$0
Cohen (HVAC)	\$338,928	\$561,189	\$655,069	\$655,069	\$0	\$655,069	\$93,880
Cohen HS - Kitch (Land Banked)	\$0	\$499,442	\$72,706	\$53,175	\$368,237	\$440,943	(\$58,499)
Cohen HS (Early Childhood Center)	\$338,406	\$0	\$0	\$0	\$0	\$0	\$0
Cohen HS Health Clinic	\$622,466	\$584,226	\$584,226	\$584,226	\$0	\$584,226	\$0
Colton (Select and Exploratory Demo)	\$847,318	\$847,318	\$847,318	\$847,318	\$0	\$847,318	\$0
Colton (Renovation)	\$32,846,878	\$32,052,156	\$30,187,513	\$30,186,600	\$0	\$30,187,513	(\$1,864,643)
Craig (Canopies)	\$46,522	\$46,142	\$46,142	\$46,142	\$0	\$46,142	\$0
Craig Construction	\$14,110,548	\$15,899,637	\$15,899,637	\$15,899,637	\$0	\$15,899,637	\$0
Craig Demolition	\$1,173,116	\$724,994	\$724,994	\$724,994	\$0	\$724,994	\$0
Craig ES Elevator	\$69,436	\$148,864	\$148,864	\$148,864	\$0	\$148,864	\$0
Crocker Demolition	\$661,961	\$662,483	\$499,418	\$451,943	\$274	\$457,213	(\$205,270)
Crocker Construction	\$21,344,462	\$21,313,773	\$24,249,579	\$24,191,124	\$11,111	\$24,261,654	\$2,947,881
Crocker Reno and Select Demo	\$1,184,853	\$1,143,249	\$1,132,554	\$1,143,249	\$0	\$1,132,554	(\$10,695)

RSD - Program Cost Status

Project Name	Budget Adopted 2011	Current Budget	Committed Costs	Cost To Date	UnCommitted Costs	Projected Cost	Projected (Under) Over
Crossman ES - Refurb	\$517,269	\$347,106	\$300,806	\$300,806	\$0	\$300,806	(\$46,300)
Demolition 1 (Abrams ES, Abramson HS, Coghill ES, Morial ES)	\$2,119,395	\$1,982,789	\$1,982,789	\$1,982,789	\$0	\$1,982,789	\$0
Demolition 2 (Edwards ES, Hardin ES, Lawless ES, Lockett ES)	\$1,910,553	\$1,772,363	\$1,772,363	\$1,772,363	\$0	\$1,772,363	\$0
Demolition 3 (Lake Area MS, LB Landry HS)	\$1,648,188	\$1,499,413	\$1,499,413	\$1,499,413	\$0	\$1,499,413	\$0
Demolition 4 (Temporary and Modular Buildings)	\$564,909	\$541,858	\$541,858	\$541,858	\$0	\$541,858	\$0
Derham-Demo	\$1,000,000	\$922,312	\$922,312	\$922,312	\$0	\$922,312	\$0
Dibert ES (Roof)	\$111,556	\$31,710	\$31,710	\$31,710	\$0	\$31,710	\$0
Douglass HS - Refurb	\$0	\$11,322,378	\$10,514,467	\$10,514,467	\$0	\$10,514,467	(\$807,911)
Douglass HS - Reno I	\$1,013,391	\$1,013,391	\$1,013,391	\$1,013,391	\$0	\$1,013,391	\$0
Douglass HS - Sci Lab	\$0	\$1,783,780	\$1,868,988	\$1,868,988	\$0	\$1,868,988	\$85,208
Douglass HS (Boiler Roof)	\$2,354	\$2,354	\$2,354	\$2,354	\$0	\$2,354	\$0
Douglass HS (Replace Under Floor Utilities)	\$32,529	\$28,620	\$28,620	\$28,620	\$0	\$28,620	\$0
Douglass HS (Switchgear)	\$588,000	\$323,100	\$323,100	\$323,100	\$0	\$323,100	\$0
Drew ES - Reno	\$19,661,993	\$18,629,828	\$18,054,135	\$18,051,991	\$0	\$18,079,135	(\$550,693)
Drew ES (Roof)	\$413,901	\$385,931	\$385,931	\$385,931	\$0	\$385,931	\$0
Dunbar ES - New	\$22,377,778	\$27,894,614	\$26,603,774	\$26,602,758	\$83,329	\$26,687,103	(\$1,207,511)
Dunbar-Demo	\$500,000	\$272,604	\$272,604	\$272,604	\$0	\$272,604	\$0
Edison ES-Demo	\$500,000	\$572,229	\$572,229	\$572,229	\$0	\$572,229	\$0
Eisenhower ES - Kitch	\$0	\$240,089	\$244,342	\$244,342	\$0	\$244,342	\$4,253
Eisenhower ES - Refurb	\$915,687	\$1,960,074	\$1,739,797	\$1,739,797	\$0	\$1,739,797	(\$220,277)
Environmental Testing At 13 Schools	\$52,130	\$98,762	\$98,762	\$98,762	\$0	\$98,762	\$0
Fannie C Williams - Mod Demo	\$363,633	\$70,208	\$70,208	\$70,208	\$0	\$70,208	\$0
Fannie C. Williams Construction	\$24,271,336	\$25,308,508	\$27,346,437	\$27,345,541	\$0	\$27,346,437	\$2,037,930
Fannie C. Williams Reno and Demo	\$819,389	\$726,817	\$726,817	\$726,817	\$0	\$726,817	\$0

RSD - Program Cost Status

Project Name	Budget Adopted 2011	Current Budget	Committed Costs	Cost To Date	UnCommitted Costs	Projected Cost	Projected (Under) Over
Fischer ES - Assessment	\$0	\$28,074	\$28,074	\$28,074	\$0	\$28,074	\$0
Fischer ES HVAC Replacement	\$0	\$602,670	\$481,260	\$480,720	\$0	\$478,473	(\$124,197)
Fisk-Howard ES - New	\$25,145,449	\$29,199,367	\$28,335,350	\$28,317,098	\$0	\$28,335,350	(\$864,018)
Fisk-Howard-Demo	\$550,000	\$469,576	\$469,576	\$469,576	\$0	\$469,576	\$0
Frantz Environmental and Demolition	\$603,495	\$440,110	\$440,110	\$440,110	\$0	\$440,110	\$0
Frantz Roof Replacement	\$905,403	\$273,145	\$304,974	\$297,779	\$0	\$304,974	\$31,829
Frantz Renovation and Addition	\$24,675,669	\$23,815,850	\$24,669,685	\$24,663,078	\$0	\$24,820,589	\$1,004,739
Gaudet ES - Assessment	\$0	\$28,799	\$28,799	\$28,799	\$0	\$28,799	\$0
Gaudet/Lake Forest ES (Roof)	\$416,274	\$416,802	\$331,984	\$331,984	\$0	\$331,984	(\$84,818)
Gentilly Terrace ES - Kitch	\$0	\$14,032	\$14,032	\$14,032	\$0	\$14,032	\$0
Gentilly Terrace ES - Refurb	\$2,210,048	\$1,246,805	\$1,246,805	\$1,246,805	\$0	\$1,246,805	\$0
Gentilly Terrace ES (Roof)	\$56,198	\$76,575	\$69,575	\$69,575	\$0	\$69,575	(\$7,000)
Gordon-Demo	\$500,000	\$253,111	\$253,111	\$253,111	\$0	\$253,111	\$0
Green MS - Refurb Phase I & Phase II	\$5,018,143	\$7,889,449	\$7,259,092	\$7,259,092	\$0	\$7,259,092	(\$630,356)
Gregory and Abramson Mod Demo	\$0	\$412,745	\$333,746	\$333,746	\$0	\$333,746	(\$78,999)
Gregory-Demo	\$1,000,000	\$1,000,000	\$512,002	\$512,002	(\$20,000)	\$492,002	(\$507,997)
Guste ES	\$2,840,872	\$12,643,953	\$12,643,953	\$12,643,953	\$0	\$12,643,953	\$0
Guste ES (New Roof and Elevator)	\$815,624	\$1,201,487	\$1,201,487	\$1,201,487	\$0	\$1,201,487	\$0
Guste Science Lab	\$250,298	\$319,382	\$319,382	\$319,382	\$0	\$319,382	\$0
Habans ES - New D/B	\$25,836,662	\$32,360,584	\$31,141,232	\$31,141,232	\$0	\$31,141,232	(\$1,219,352)
Haley (Mothballing)	\$276,023	\$567,998	\$578,895	\$578,895	\$0	\$578,895	\$10,897
Haley-Demo	\$98,754	\$95,998	\$95,998	\$95,998	\$0	\$95,998	\$0
Hansberry (Mothballing)	\$839,129	\$657,405	\$670,184	\$670,184	\$0	\$670,184	\$12,779
Hardin and Morial (Fence)	\$133,895	\$69,800	\$69,800	\$69,800	\$0	\$69,800	\$0
Harney ES - Refurb	\$1,808,660	\$885,936	\$534,064	\$534,064	\$0	\$534,064	(\$351,872)

RSD - Program Cost Status

Project Name	Budget Adopted 2011	Current Budget	Committed Costs	Cost To Date	UnCommitted Costs	Projected Cost	Projected (Under) Over
Henderson (Roof)	\$276,023	\$276,023	\$75,166	\$75,166	\$0	\$75,166	(\$200,858)
Hoffman-Demo	\$500,000	\$330,086	\$330,086	\$330,086	\$0	\$330,086	\$0
Holy Cross Modular Relocation	\$2,178,783	\$4,111,056	\$4,111,056	\$4,111,056	\$0	\$4,111,056	\$0
Jackson K-8 Solar Panels	\$250,000	\$163,585	\$163,585	\$163,585	\$0	\$163,585	\$0
Jeff (Mothballing)	\$432,573	\$432,573	\$335,665	\$335,665	\$0	\$335,665	(\$96,908)
John McDonogh HS (Bleachers)	\$323,463	\$279,898	\$279,898	\$279,898	\$0	\$279,898	\$0
John McDonogh Senior High (Roof)	\$778,490	\$538,845	\$538,845	\$538,845	\$0	\$538,845	\$0
Johnson Elementary (Roof)	\$464,880	\$500,782	\$500,781	\$500,781	\$0	\$500,781	(\$1)
Johnson ES - Assessment	\$0	\$30,809	\$30,809	\$30,809	\$0	\$30,809	\$0
Jones (Mothballing)	\$1,124,184	\$904,624	\$920,795	\$920,795	\$0	\$920,795	\$16,171
Jordan-Demo	\$500,000	\$528,007	\$236,339	\$214,631	\$291,668	\$528,007	\$0
Kennedy Mod Demo	\$0	\$119,008	\$78,629	\$78,629	\$0	\$78,629	(\$40,379)
Kennedy Modular Relocation-Coghill Campus	\$549,927	\$886,678	\$886,678	\$886,678	\$0	\$886,678	\$0
Kennedy Modular Relocation-Schwarz Campus	\$2,176,044	\$1,273,197	\$1,273,197	\$1,273,197	\$0	\$1,273,197	\$0
Kennedy-Demo	\$1,000,000	\$833,565	\$833,565	\$833,565	\$0	\$833,565	\$0
Lafayette (New Roof and Masonry Repairs)	\$1,071,174	\$1,071,174	\$928,647	\$928,647	\$0	\$928,647	(\$142,527)
Lafayette ES - Assessment	\$0	\$20,556	\$20,556	\$20,556	\$0	\$20,556	\$0
Lafon Interpretive Display	\$57,571	\$172,035	\$172,035	\$172,035	\$0	\$172,035	\$0
Lafon-Demo	\$500,000	\$281,530	\$281,530	\$281,530	\$0	\$281,530	\$0
Lake Area HS	\$38,923,536	\$39,622,512	\$39,622,512	\$39,622,512	\$0	\$39,622,512	\$0
Langston Hughes - Dumpster Pad	\$91,522	\$49,022	\$49,031	\$49,031	\$0	\$49,031	\$9
Langston Hughes ES	\$29,915,546	\$30,034,537	\$30,034,537	\$30,034,537	\$0	\$30,034,537	\$0
Langston Hughes Mod Rmvl and Restore	\$1,101,260	\$715,529	\$715,529	\$715,529	\$0	\$715,529	\$0
Lawless (Fence)	\$78,749	\$57,932	\$58,393	\$58,393	\$0	\$58,393	\$461
LB Landry HS	\$56,531,571	\$60,403,034	\$60,403,034	\$60,403,034	\$0	\$60,403,034	\$0

RSD - Program Cost Status

Project Name	Budget Adopted 2011	Current Budget	Committed Costs	Cost To Date	UnCommitted Costs	Projected Cost	Projected (Under) Over
LB Landry HS Annex - Demo	\$190,459	\$239,173	\$239,173	\$239,173	\$0	\$239,173	\$0
Little Woods (Dolores T. Aaron) - New	\$25,159,683	\$25,146,071	\$25,158,846	\$25,156,984	\$0	\$25,158,846	\$12,775
Little Woods ES-Demo	\$500,000	\$299,308	\$299,308	\$299,308	\$0	\$299,308	\$0
Live Oak ES - Assessment	\$0	\$20,556	\$20,556	\$20,556	\$0	\$20,556	\$0
Live Oak ES (Door Replacement)	\$330,023	\$364,262	\$331,262	\$331,262	\$0	\$331,262	(\$33,000)
Live Oak ES (Roof)	\$812,349	\$1,084,763	\$1,084,763	\$1,084,763	\$0	\$1,084,763	\$0
Livingston - Demo	\$500,000	\$670,058	\$670,058	\$670,058	\$0	\$670,058	\$0
Livingston HS - New	\$32,863,437	\$32,759,796	\$32,116,678	\$32,107,609	(\$3,202)	\$31,807,454	(\$952,342)
Livingston Multiplex (New Construction)	\$25,643,317	\$2,470,111	\$2,470,111	\$2,470,111	\$0	\$2,470,111	\$0
Martin L King ES - Kitchen	\$0	\$152,825	\$113,544	\$113,544	\$0	\$113,544	(\$39,281)
Martin L King ES - Refurb	\$3,319,926	\$472,964	\$416,440	\$416,440	\$0	\$416,440	(\$56,524)
Martin L. King (Canopy System)	\$125,087	\$115,940	\$115,940	\$115,940	\$0	\$115,940	\$0
Martin L. King ES - Modular Building	\$158,835	\$163,405	\$163,405	\$163,405	\$0	\$163,405	\$0
McDonogh 15 ES - Masonry Repair	\$240,106	\$203,738	\$203,738	\$203,738	\$0	\$203,738	\$0
McDonogh 15 ES (Waterproofing)	\$221,646	\$186,800	\$186,800	\$186,800	\$0	\$186,800	\$0
McDonogh 28 (Roof)	\$121,584	\$56,242	\$56,242	\$56,242	\$0	\$56,242	\$0
McDonogh 28 ES - Refurb	\$3,314,390	\$2,772,789	\$2,823,064	\$2,823,064	\$0	\$2,823,064	\$50,275
McDonogh 32 (Roof)	\$121,584	\$466,372	\$466,372	\$466,372	\$0	\$466,372	\$0
McDonogh 42 (HVAC Replacement)	\$46,696	\$106,917	\$106,917	\$106,917	\$0	\$106,917	\$0
McDonogh 42 (Roof)	\$471,859	\$419,762	\$419,762	\$419,762	\$0	\$419,762	\$0
McDonogh 42 ES - Reno	\$18,151,123	\$18,988,458	\$18,323,957	\$18,249,972	(\$18,529)	\$18,538,280	(\$450,178)
Mondy (Mothballing)	\$276,023	\$612,949	\$92,779	\$92,779	\$0	\$92,779	(\$520,169)
Mondy-Demo	\$22,133	\$2,816	\$2,816	\$2,816	\$0	\$2,816	\$0
New Algiers ES - Assessment	\$84,948	\$84,948	\$84,948	\$84,948	\$0	\$84,948	\$0
New Orleans Free School (Study)	\$50,000	\$14,604	\$14,604	\$14,604	\$0	\$14,604	\$0

RSD - Program Cost Status

Project Name	Budget Adopted 2011	Current Budget	Committed Costs	Cost To Date	UnCommitted Costs	Projected Cost	Projected (Under) Over
NO East HS @Abramson - New	\$23,453,718	\$30,310,286	\$30,435,624	\$30,435,624	\$0	\$30,435,624	\$125,338
NO Signature Ctr Derham ES HS - New	\$7,268,586	\$125,191	\$125,191	\$125,191	\$0	\$125,191	\$0
O Perry Walker HS - Assessment	\$0	\$48,944	\$48,944	\$48,944	\$0	\$48,944	\$0
O Perry Walker HS (Auditorium Reno)	\$674,278	\$189,199	\$189,199	\$189,199	\$0	\$189,199	\$0
Osborne (New Construction)	\$24,447,403	\$24,437,256	\$24,274,601	\$24,104,601	\$0	\$24,274,601	(\$162,656)
Osborne ES-Demo	\$500,000	\$517,100	\$517,100	\$517,100	\$0	\$517,100	\$0
Parkview (New Construction)	\$19,800,000	\$23,841,083	\$23,976,507	\$23,973,404	\$0	\$23,976,507	\$135,425
Parkview School-Demo	\$500,000	\$445,483	\$445,483	\$445,483	\$0	\$445,483	\$0
Priestley JH - Reno	\$29,032	\$29,032	\$29,032	\$29,032	\$0	\$29,032	\$0
Reed HS - Kitch	\$0	\$155,180	\$145,804	\$145,804	\$0	\$145,804	(\$9,376)
Reed HS - Refurb	\$3,563,679	\$636,056	\$685,418	\$685,418	\$0	\$685,418	\$49,362
Reed HS (Auditorium Wall)	\$11,864	\$13,372	\$13,372	\$13,372	\$0	\$13,372	\$0
Reed HS (Bleachers)	\$124,845	\$90,909	\$90,909	\$90,909	\$0	\$90,909	\$0
Roof Repair-Various Sites (HMS)	\$261,843	\$261,843	\$74,056	\$74,056	\$0	\$74,056	(\$187,788)
Roof Repair-Various Sites (RCL)	\$282,249	\$90,169	\$90,169	\$90,169	\$0	\$90,169	\$0
Rosenwald ES - Refurb	\$980,290	\$2,368,716	\$2,171,677	\$2,171,677	\$0	\$2,171,677	(\$197,039)
Schaumburg ES - Refurb	\$2,532,616	\$398,281	\$382,726	\$382,726	\$0	\$382,726	(\$15,555)
Schaumburg School Chillers	\$442,000	\$200,895	\$200,895	\$200,895	\$0	\$200,895	\$0
Schaumburg Window Replacement	\$713,656	\$1,019,714	\$1,019,714	\$1,019,714	\$0	\$1,019,714	\$0
Schwarz Alternative	\$229,532	\$322,763	\$322,763	\$322,763	\$0	\$322,763	\$0
Schwarz HS - Assessment	\$0	\$19,549	\$19,549	\$19,549	\$0	\$19,549	\$0
Schwarz Modular-Demo	\$59,875	\$27,992	\$27,992	\$27,992	\$0	\$27,992	\$0
Shaw (Mothballing)	\$579,219	\$691,591	\$703,613	\$703,613	\$0	\$703,613	\$12,022
Sherwood Forest ES - Demo	\$500,000	\$320,279	\$320,279	\$320,279	\$0	\$320,279	\$0
Sherwood Forest ES - New D/B	\$25,507,738	\$31,296,996	\$30,012,376	\$30,012,376	\$0	\$30,012,376	(\$1,284,620)

RSD - Program Cost Status

Project Name	Budget Adopted 2011	Current Budget	Committed Costs	Cost To Date	UnCommitted Costs	Projected Cost	Projected (Under) Over
Sylvanie Williams - Refurb	\$2,022,724	\$1,484,112	\$1,499,427	\$1,499,427	\$0	\$1,499,427	\$15,315
Sylvanie Williams (HVAC and Chiller)	\$449,939	\$480,367	\$480,238	\$480,238	\$0	\$480,238	(\$129)
Sylvanie Williams AHU	\$404,055	\$877,686	\$899,932	\$899,932	\$0	\$899,932	\$22,246
Sylvanie Williams ES (Play Yard)	\$188,677	\$218,218	\$218,218	\$218,218	\$0	\$218,218	\$0
Terrill ES - Demo	\$320,943	\$319,970	\$319,970	\$319,970	\$0	\$319,970	\$0
Village De L'est (Roof)	\$1,377,574	\$1,357,371	\$645,394	\$645,394	\$0	\$645,394	(\$711,977)
Village de Lest ES - Subsidence	\$115,283	\$159,007	\$159,007	\$159,007	\$0	\$159,007	\$0
Waters/Hughes-Demo	\$500,000	\$351,375	\$351,375	\$351,375	\$0	\$351,375	\$0
Wheatley (New Construction)	\$22,497,999	\$28,986,610	\$29,382,879	\$29,375,793	\$20	\$29,382,899	\$396,289
Wheatley-Demo	\$500,000	\$239,217	\$239,216	\$239,216	\$0	\$239,216	\$0
Wicker ES - Kitch	\$0	\$274,325	\$16,157	\$15,734	\$211,378	\$227,535	(\$46,790)
Wicker ES - Refurb	\$1,055,732	\$722,294	\$665,203	\$665,203	\$0	\$665,203	(\$57,091)
Wilson Cottage	\$283,144	\$140,386	\$140,386	\$140,386	\$0	\$140,386	\$0
Wilson ES	\$27,381,787	\$29,069,659	\$29,076,855	\$29,076,855	\$0	\$29,076,854	\$7,195
Woodson (New Construction)	\$22,233,798	\$22,309,611	\$22,470,433	\$22,470,434	\$0	\$22,470,434	\$160,823
Woodson MS-Demo	\$500,000	\$549,261	\$549,261	\$549,261	\$0	\$549,261	\$0
Completed RSD Total:	\$766,999,482	\$798,172,143	\$788,483,635	\$787,622,227	\$930,512	\$789,472,578	(\$8,699,565)
Project Name	Budget Adopted 2011	Current Budget	Committed Costs	Cost To Date	UnCommitted Costs	Projected Cost	Projected (Under) Over
RSD Total:	\$1,116,064,543	\$1,367,186,968	\$1,234,021,506	\$1,138,994,611	\$97,798,313	\$1,334,485,200	(\$32,701,766)



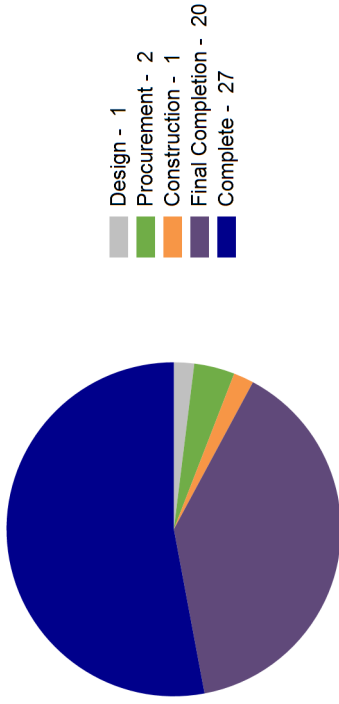
OPSB Cost Reports

OPSB Cost Reports



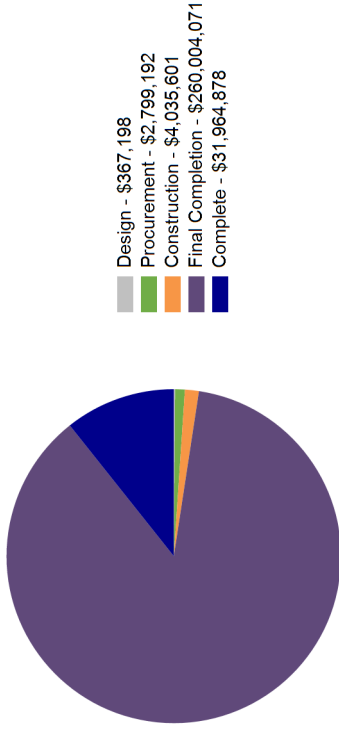
OPSB Program Summary

Number of Projects by Phase



Design - 1
Procurement - 2
Construction - 1
Final Completion - 20
Complete - 27

Value of Projects by Phase

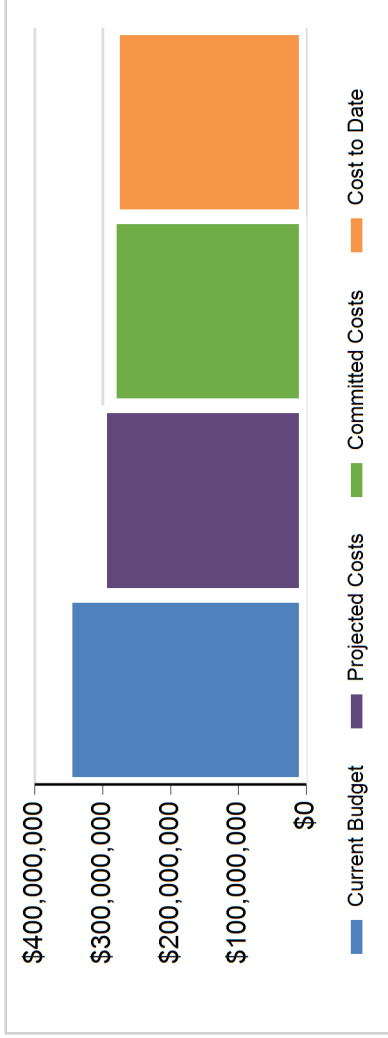


Design - \$367,198
Procurement - \$2,799,192
Construction - \$4,035,601
Final Completion - \$260,004,071
Complete - \$31,964,878

Project Phase	Number of Projects	Budget Adopted 2011	Current Budget	Committed Costs	Cost To Date	UnCommitted Costs	Projected Cost	Projected (Under) Over
<u>Design</u>	1	\$600,000	\$600,000	\$367,198	\$0	\$0	\$367,198	(\$232,803)
<u>Procurement</u>	2	\$36,137,138	\$36,137,138	\$2,588,146	\$1,568,159	\$200,000	\$2,799,192	(\$33,337,946)
<u>Construction</u>	1	\$0	\$5,265,366	\$2,311,070	\$1,116,978	\$1,680,252	\$4,035,601	(\$1,229,765)
<u>Final Completion</u>	20	\$197,689,907	\$272,482,857	\$251,255,063	\$249,612,188	\$8,523,860	\$260,004,071	(\$12,478,786)
<u>Complete</u>	27	\$40,602,407	\$35,581,394	\$28,339,863	\$27,999,082	\$3,625,014	\$31,964,878	(\$3,616,517)
Total	51	\$275,029,452	\$350,066,755	\$284,861,340	\$280,296,407	\$14,029,127	\$299,170,939	(\$50,895,817)



OPSB - Program Cost Status





OPSB - Program Cost Status



Project Name	Budget Adopted 2011	Current Budget	Committed Costs	Cost To Date	UnCommitted Costs	Projected Cost	Projected (Under) Over
Audubon School Renovation	\$12,562,739	\$15,325,912	\$15,253,579	\$15,073,308	\$0	\$15,281,651	(\$44,260)
Ben Franklin ES - Reno	\$0	\$5,265,366	\$2,311,070	\$1,116,978	\$1,680,252	\$4,035,601	(\$1,229,765)
Bethune - Refurb	\$0	\$3,273,043	\$1,395,974	\$1,220,488	\$0	\$1,395,974	(\$1,877,069)
Easton HS - Refurb	\$2,830,114	\$3,196,314	\$3,096,626	\$3,096,626	\$0	\$3,101,626	(\$94,688)
Edna Karr HS Emergency Roof Repair	\$600,000	\$600,000	\$367,198	\$0	\$0	\$367,198	(\$232,803)
Fortier (Lusher) HS - Refurb	\$13,684,472	\$18,286,791	\$17,811,894	\$17,683,228	\$40,829	\$17,852,723	(\$434,068)
Lake Forest School @ Greater St. Stephens Site	\$22,567,408	\$39,173,156	\$37,750,327	\$37,715,120	\$0	\$37,751,543	(\$1,421,613)
Lusher ES - Refurb	\$4,751,620	\$5,383,517	\$5,183,125	\$5,160,536	\$54,827	\$5,254,678	(\$128,839)
McDonogh 35 (Phillips/Waters)	\$49,500,000	\$70,046,972	\$70,896,128	\$70,808,647	\$0	\$70,896,128	\$849,155
McMain - Building Envelope	\$0	\$0	\$333,618	\$200,171	\$0	\$333,618	\$333,618
McMain School - Gymnasium	\$15,239,662	\$13,903,714	\$12,876,036	\$12,317,437	\$0	\$12,876,036	(\$1,027,678)
McMain School - Maint Upgrade	\$3,676,106	\$3,676,106	\$2,720,657	\$2,804,511	\$0	\$2,816,170	(\$89,936)
McMain School - Roof	\$0	\$3,891,425	\$1,351,147	\$1,419,900	\$0	\$1,351,147	(\$2,540,278)
Nelson ES - Refurb	\$2,347,379	\$1,856,309	\$1,646,409	\$1,513,944	\$0	\$1,646,409	(\$209,900)
New Karr HS - CMAR	\$28,892,610	\$5,423,647	\$5,203,728	\$4,930,822	\$36,012	\$5,239,739	(\$183,908)
New Karr HS - Demolition Phase	\$714,764	\$209,502	\$209,503	\$209,503	\$0	\$209,503	\$1
New PK-8 at North Kenilworth Park	\$22,695,671	\$27,842,534	\$25,281,972	\$25,252,717	\$0	\$25,313,215	(\$2,529,319)
NOCSM - HS	\$36,137,138	\$36,137,138	\$2,254,528	\$1,367,988	\$200,000	\$2,465,574	(\$33,671,564)
Timbers - Controls	\$0	\$27,172	\$3,832	\$0	\$23,340	\$27,172	\$0
Warren Easton Courtyard Waterproofing	\$0	\$625,600	\$543,253	\$531,435	\$0	\$543,253	(\$82,347)
Active OPSB Total:	\$216,199,682	\$254,144,217	\$206,490,602	\$202,423,360	\$2,035,260	\$208,758,958	(\$45,385,259)
Project Name	Budget Adopted 2011	Current Budget	Committed Costs	Cost To Date	UnCommitted Costs	Projected Cost	Projected (Under) Over
Audubon Ext (Roof @ Carrollton)	\$0	\$0	\$8,604	\$8,604	\$0	\$8,604	\$8,604



OPSB - Program Cost Status



Project Name	Budget Adopted 2011	Current Budget	Committed Costs	Cost To Date	UnCommitted Costs	Projected Cost	Projected (Under) Over
Banks ES-Demo	\$300,823	\$30,035	\$30,035	\$30,035	\$0	\$30,035	\$0
Benjamin Franklin HS - Stabilization	\$1,202,557	\$3,770,528	\$1,424,465	\$1,385,677	\$0	\$1,424,465	(\$2,346,064)
Bethune ES - Assessment	\$0	\$9,287	\$9,287	\$9,287	\$0	\$9,287	\$0
Bethune ES (Floor Replacement)	\$300,000	\$357,424	\$357,424	\$357,424	\$0	\$357,424	\$0
Bethune ES (Yard)	\$200,000	\$210,856	\$210,856	\$210,856	\$0	\$210,856	\$0
Central Services-Demo	\$2,698,514	\$1,184,608	\$1,184,608	\$1,184,608	\$0	\$1,184,608	\$0
Eastbank Swing Space - Modules	\$6,800,000	\$2,999,167	\$2,999,167	\$2,999,167	\$0	\$2,999,167	\$0
Easton HS (Window Replacement)	\$2,380,000	\$2,439,864	\$0	\$0	\$2,439,864	\$2,439,864	\$0
GSt Stephens - Demo	\$325,028	\$325,994	\$346,638	\$346,638	\$0	\$346,638	\$20,644
Harte - Demo	\$660,000	\$660,000	\$423,432	\$423,432	\$0	\$423,432	(\$236,568)
Harte School (New Construction)	\$19,800,000	\$32,073,501	\$29,853,513	\$29,434,762	(\$1,265)	\$29,899,625	(\$2,173,876)
Hynes ES (New Construction)	\$26,169,973	\$25,306,659	\$23,469,650	\$23,462,057	\$2,700,323	\$26,169,973	\$863,314
Karr HS - Assessment	\$38,891	\$38,891	\$48,241	\$48,241	\$0	\$48,241	\$9,350
Karr HS - Gym Repair	\$282,372	\$650,000	\$443,086	\$443,086	\$113,672	\$556,758	(\$93,241)
Lusher ES (Roof)	\$460,379	\$710,600	\$617,539	\$617,539	\$0	\$617,539	(\$93,061)
Mahalia Jackson	\$14,730,000	\$14,865,825	\$14,865,825	\$14,832,557	\$0	\$14,865,825	\$0
Mahalia Jackson - Off Reno	\$458,000	\$458,000	\$377,882	\$377,882	\$0	\$377,882	(\$80,118)
Mahalia Jackson (Dumpster)	\$78,190	\$77,929	\$77,929	\$77,929	\$0	\$77,929	\$0
McDonogh 35 (ADA Upgrades)	\$320,505	\$182,757	\$182,757	\$182,757	\$0	\$182,757	\$0
McDonogh 35 HS - Stabilization (Elevator)	\$1,150,000	\$1,150,000	\$511,854	\$508,466	\$159,146	\$671,000	(\$479,000)
McDonogh 7 ES - Stabilization	\$1,000,000	\$1,500,000	\$303,429	\$34,704	\$1,071,478	\$1,374,907	(\$125,093)
McMain (Chiller Replacement)	\$700,000	\$511,023	\$511,023	\$511,023	\$0	\$511,023	\$0
McMain Health Clinic	\$0	\$522,390	\$627,631	\$627,005	\$0	\$627,631	\$105,241
McMain School - Stabilization	\$0	\$6,739,413	\$669,013	\$665,724	\$5,570,000	\$6,239,013	(\$500,400)



OPSB - Program Cost Status



Project Name	Budget Adopted 2011	Current Budget	Committed Costs	Cost To Date	UnCommitted Costs	Projected Cost	Projected (Under) Over
New Karr HS - D/B	\$552,082	\$552,082	\$552,082	\$552,082	\$0	\$552,082	\$0
New Karr HS (JE Smith)	\$353,161	\$353,161	\$353,161	\$353,161	\$0	\$353,161	\$0
Phillips - Demo	\$714,284	\$1,316,845	\$668,775	\$668,775	\$0	\$668,775	(\$648,070)
Seabrook Computer Training Center-Demo	\$133,828	\$36,500	\$36,500	\$36,500	\$0	\$36,500	\$0
Sophie B. Wright (Repairs)	\$587,430	\$370,187	\$370,187	\$370,187	\$0	\$370,187	\$0
Timbers - HVAC	\$1,114,928	\$998,553	\$965,653	\$965,653	\$0	\$965,653	(\$32,900)
Timbers - IT Room	\$0	\$0	\$106,772	\$106,772	\$0	\$106,772	\$106,772
Timbers Office-Demo	\$4,211,435	\$971,278	\$971,278	\$971,278	\$0	\$971,278	\$0
Completed OPSB Total:	\$87,722,380	\$101,373,357	\$83,578,297	\$82,803,869	\$12,053,218	\$95,678,892	(\$5,694,465)
OPSB Total:	\$303,922,062	\$355,517,574	\$290,068,899	\$285,227,229	\$14,088,478	\$304,437,850	(\$51,079,725)



Individual Project Summaries

Abramson Modular Demolition Phase 3

5552 Read Road New Orleans LA
70127

Project Information

Owner: Recovery School District
Project Status: Final Completion
Funding Source: FEMA
Architect: Scairono Martinez Architects APAC
Contractor: Ashley Saverino Unlimited

Scope of Work

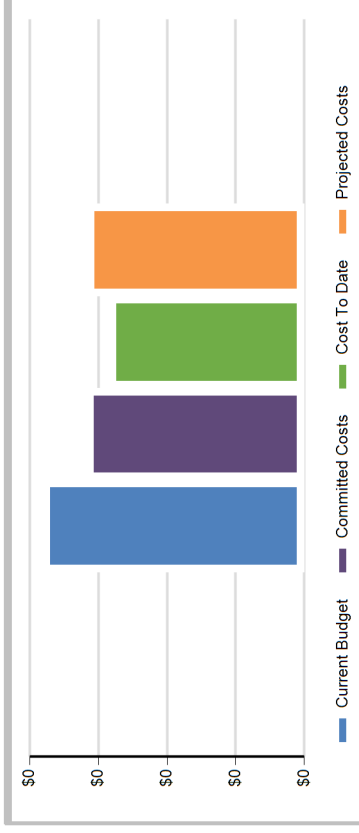
Demolition of existing modular buildings



Budget/Cost Information

Cost Description	Current Budget	Committed Costs	Uncommitted Costs	Cost to Date	Projected Costs	Projected Over/Under
Demolition	\$0	\$0	\$0	\$0	\$0	\$0
Demolition	\$281,000	\$281,000	\$0	\$251,985	\$281,000	\$0
AE Design Renovations	\$35,347	\$35,347	\$0	\$32,206	\$35,007	(\$340)
Project Contingency	\$53,769	\$0	\$0	\$0	\$0	(\$53,769)
Project Escalation	\$9,679	\$0	\$0	\$0	\$0	(\$9,679)
Bid Advertisements	\$900	\$903	\$0	\$903	\$903	\$3
Totals:	\$380,695	\$317,250	\$0	\$285,094	\$316,910	(\$63,785)

Project Financial Totals



Project Status Update

- Construction Phase**
- Replacement of topsoil is underway
 - Entry to remove power poles
 - Vegetation removal at perimeter fencing continues
- Contractual Substantial Completion – February 2018
 Forecasted Substantial Completion – April 2018

Schedule Status

Task Name	Start Date	Finish Date	% Complete
Design	2/13/2017	4/24/2017	100%
Procurement	4/25/2017	8/23/2017	100%
Construction	8/23/2017	4/4/2018	95%
Final Completion	4/5/2018	6/3/2018	0%

Booker T. Washington - New
1201 South Roman
New Orleans, LA

Project Information

Owner: Recovery School District
Project Status: Construction
Funding Source: FEMA
Architect: Hewitt Washington & Associates
Contractor: Core Construction Services, LLC

Scope of Work

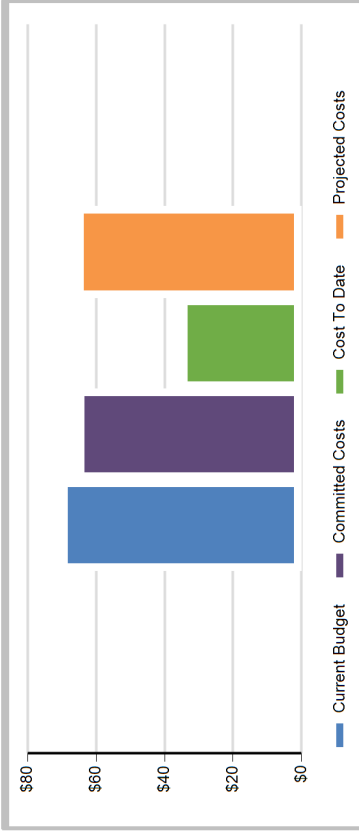
Construction of a new High School and Restoration of the existing Auditorium



Budget/Cost Information

Cost Description	Current Budget	Committed Costs	Uncommitted Costs	Cost to Date	Projected Costs	Projected Over/Under
General Construction	\$55,016,645	\$55,190,816	\$0	\$25,825,065	\$55,190,816	\$174,171
Site Remediation	\$2,984,110	\$2,984,110	\$0	\$2,984,110	\$2,984,110	\$0
Design Fees	\$6,886,109	\$6,942,355	\$0	\$6,183,081	\$6,942,355	\$56,246
Reimbursables	\$2,340	\$3,313	\$0	\$3,313	\$3,313	\$973
Design Assessments	\$6,760	\$6,760	\$0	\$4,390	\$6,760	\$0
Environmental	\$51,159	\$85,872	\$0	\$85,872	\$85,872	\$34,713
Survey	\$15,000	\$19,723	\$0	\$16,835	\$19,723	\$4,723
Geotechnical	\$7,040	\$28,930	\$0	\$28,930	\$28,930	\$21,890
Materials & Test Inspection	\$5,320	\$5,320	\$0	\$5,320	\$5,320	\$0
Flow Test	\$550	\$550	\$0	\$550	\$550	\$0
Pile Testing	\$76,956	\$76,956	\$0	\$76,956	\$76,956	\$0
Traffic Study	\$15,420	\$15,420	\$0	\$15,420	\$15,420	\$0
Construction Contingency	\$0	\$0	\$15,094	\$0	\$15,094	\$15,094
Project Contingency	\$5,017,909	\$0	\$100,411	\$0	\$100,411	(\$4,917,498)
Project Escalation	\$0	\$0	\$0	\$0	\$0	\$0
Advertisements	\$2,884	\$2,949	\$0	\$2,949	\$2,949	\$65
Building Commissioning	\$241,703	\$241,703	\$0	\$121,193	\$241,703	\$0
Totals:	\$70,329,905	\$65,604,777	\$115,505	\$35,353,983	\$65,720,282	(\$4,609,623)

Project Financial Totals



Project Status Update

Construction Phase

- Contractor emphasis is on closing the building envelope
- Steel structure stabilization on the auditorium continues

Contractual Substantial Completion – January 2019
Forecasted Substantial Completion – January 2019

Schedule Status

Task Name	Start Date	Finish Date	% Complete
Design	12/29/2015	2/25/2017	100%
Construction	6/1/2017	1/4/2019	57%

Project Information

Owner: Recovery School District
Project Status: Construction
Funding Source: FEMA
Architect: Scairono Martinez Architects APAC
Contractor: Construction Management Enterprise

Scope of Work

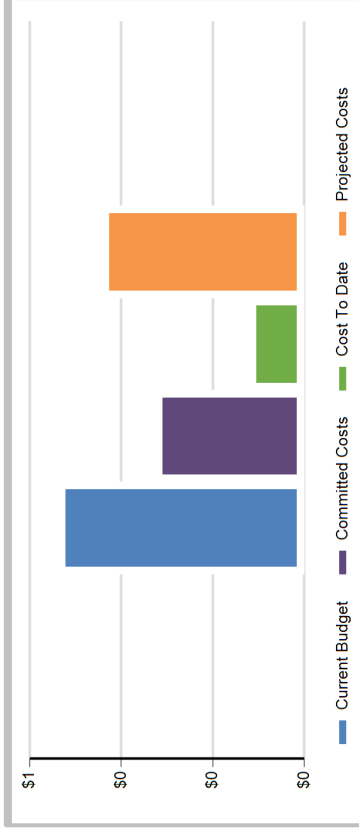
Demolition of existing modular buildings



Budget/Cost Information

Cost Description	Current Budget	Committed Costs	Uncommitted Costs	Cost to Date	Projected Costs	Projected Over/Under
Demolition	\$400,000	\$277,000	\$123,000	\$91,720	\$400,000	\$0
AE Design - Demo	\$47,901	\$47,901	\$0	\$28,741	\$34,273	(\$13,628)
Environmental	\$7,200	\$0	\$7,200	\$0	\$7,200	\$0
Project Contingency	\$68,400	\$0	\$0	\$0	\$0	(\$68,400)
Project Escalation	\$13,680	\$0	\$0	\$0	\$0	(\$13,680)
Bid Advertisement	\$900	\$908	\$0	\$908	\$908	\$8
Totals:	\$538,081	\$325,809	\$130,200	\$121,369	\$442,381	(\$95,700)

Project Financial Totals



Project Status Update

- Construction Phase**
- Electrical demolition has started
 - Contractor is removing skirt boards from modulares
- Contractual Substantial Completion – August 2018
 Forecasted Substantial Completion – August 2018

Schedule Status

Task Name	Start Date	Finish Date	% Complete
Design	5/15/2017	8/27/2017	100%
Procurement	9/14/2017	2/22/2018	100%
Construction	2/23/2018	8/22/2018	40%
Final Completion	8/23/2018	9/21/2018	0%

Harney Gutters & Downspouts
2503 Willow Street
New Orleans, LA 70113

Project Information

Owner: Recovery School District
Project Status: Construction
Funding Source: FEMA
Architect: Scairono Martinez Architects APAC
Contractor: TBD

Scope of Work

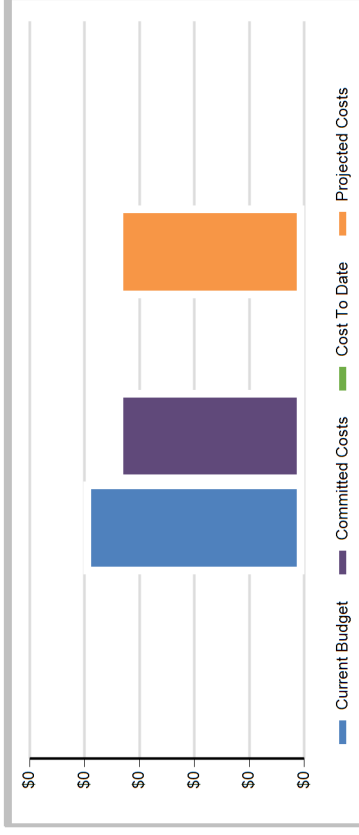
Repair/Replace Gutters & Downspouts at Harney School



Budget/Cost Information

Cost Description	Current Budget	Committed Costs	Uncommitted Costs	Cost to Date	Projected Costs	Projected Over/Under
Renovation	\$149,600	\$149,600	\$0	\$0	\$149,600	\$0
AE Renovation	\$19,601	\$20,448	\$0	\$10,346	\$20,448	\$847
Survey	\$0	\$0	\$0	\$0	\$0	\$0
Project Contingency	\$0	\$0	\$0	\$0	\$0	\$0
Project Contingency	\$25,515	\$0	\$0	\$0	\$0	(\$25,515)
Escalation	\$5,103	\$0	\$0	\$0	\$0	(\$5,103)
Bid Advertisements	\$900	\$1,180	\$0	\$1,180	\$1,180	\$280
Totals:	\$200,719	\$171,228	\$0	\$11,526	\$171,228	(\$29,491)

Project Financial Totals



Project Status Update

- Procurement Phase**
- 1st Advertisement - February 28th
 - 2nd Advertisement - March 7th
 - 3rd Advertisement - March 14th
 - Pre-Bid Conference - March 28th
 - Bid Opening - April 18th

Schedule Status

Task Name	Start Date	Finish Date	% Complete
Design	3/8/2017	9/26/2017	100%
Procurement	9/28/2017	5/31/2018	63%
Construction	6/1/2018	9/28/2018	0%
Final Completion	9/29/2018	10/28/2018	0%

Project Information

Owner: Recovery School District
Project Status: Construction
Funding Source: FEMA/Tax Credits
Architect: VergesRome
Contractor: Core Construction

Scope of Work

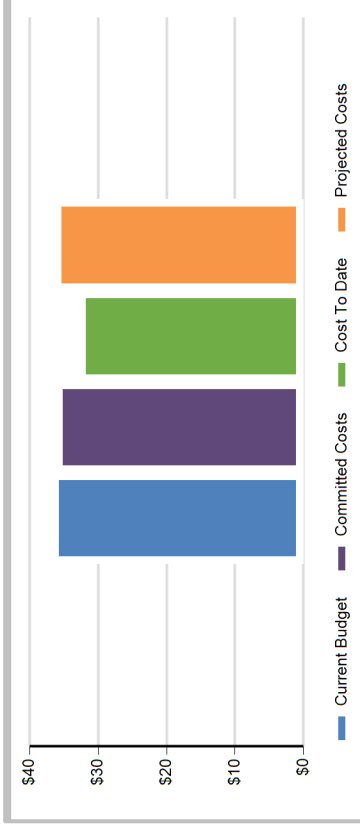
Exploratory and selective demolition of the existing school.
 Renovation of existing school to meet code requirements



Budget/Cost Information

Cost Description	Current Budget	Committed Costs	Uncommitted Costs	Cost to Date	Projected Costs	Projected Over/Under
Renovation	\$31,036,691	\$32,407,605	\$0	\$29,053,556	\$32,407,605	\$1,370,914
Selective Demo	\$861,548	\$861,548	\$0	\$861,548	\$861,548	\$0
AE Design	\$2,896,408	\$2,835,184	\$0	\$2,624,719	\$2,835,184	(\$61,224)
AE Design - Demolition	\$0	\$90,958	\$0	\$90,958	\$90,958	\$0,958
Reimbursables	\$0	\$3,761	\$0	\$3,761	\$3,761	\$3,761
Assessments	\$0	\$5,596	\$0	\$0	\$5,596	\$5,596
Permits and Fees	\$0	\$2,247	\$0	\$2,247	\$2,247	\$2,247
Environmental	\$4,400	\$3,167	\$0	\$3,167	\$3,167	(\$1,233)
Survey	\$27,500	\$30,182	\$0	\$30,182	\$30,182	\$2,682
Geotechnical	\$16,500	\$15,015	\$0	\$15,015	\$15,015	(\$1,485)
Flow Test	\$770	\$990	\$0	\$990	\$990	\$220
Pile Load Testing	\$0	\$31,350	\$0	\$31,350	\$31,350	\$31,350
Traffic Study	\$0	\$7,920	\$0	\$7,920	\$7,920	\$7,920
Contingency	\$1,750,291	(\$264,016)	\$264,016	\$0	\$0	(\$1,750,291)
Escalation	\$0	\$0	\$0	\$0	\$0	\$0
Bid Advertisements	\$1,070	\$1,162	\$0	\$1,162	\$1,162	\$92
Building Commissioning	\$160,937	\$160,937	\$0	\$91,734	\$160,937	\$0
Construction Contingency	\$0	\$0	\$0	\$0	\$0	\$0
Totals:	\$36,756,115	\$36,193,605	\$264,016	\$32,818,309	\$36,457,621	(\$298,494)

Project Financial Totals



Project Status Update

- Construction Phase**
- Installation of light fixtures on 2nd and 3rd floor continues
 - Rough in of MEP at gymnasium continues
- Contractual Substantial Completion – October 2018
 Forecasted Substantial Completion – October 2018

Schedule Status

Task Name	Start Date	Finish Date	% Complete
Procurement	11/3/2014	11/18/2015	100%
Construction	11/30/2016	10/30/2018	90%
Final Completion	10/31/2018	12/30/2018	0%

Lafayette ES - Refurb - Phase 1 & Phase 2
2727 South Carrollton Avenue
New Orleans, LA 70118

Project Information	
Owner:	Recovery School District
Project Status:	Construction
Funding Source:	FEMA
Architect:	N-Y Associates, Inc
Contractor:	TBD

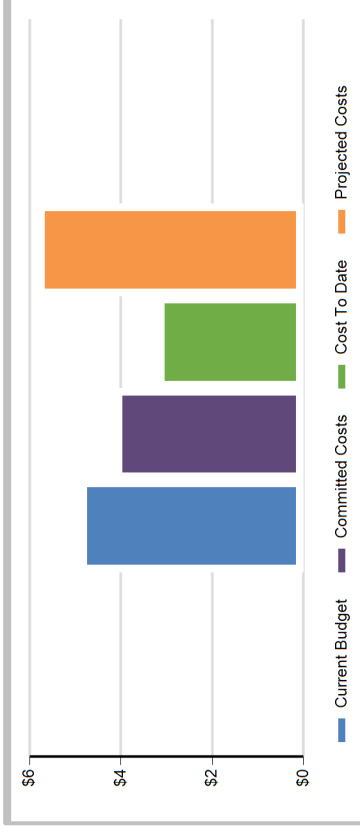
Scope of Work	
Phase 1 - Refurbishment of existing elementary school, including but not limited to structure, windows, doors, masonry walls and roof.	
Phase 2 - Repairs to flooring	



Budget/Cost Information

Cost Description	Current Budget	Committed Costs	Uncommitted Costs	Cost to Date	Projected Costs	Projected Over/Under
Renovation	\$3,757,274	\$3,616,548	\$0	\$2,794,602	\$4,614,564	\$857,290
Design Fees	\$409,680	\$471,518	\$0	\$382,514	\$484,354	\$74,674
Reimbursables	\$0	\$648	\$0	\$648	\$648	\$648
Assessment	\$0	\$15,000	\$0	\$15,000	\$15,000	\$15,000
Environmental	\$15,400	\$17,640	\$0	\$6,336	\$703,650	\$688,250
Surveying	\$27,500	\$5,368	\$0	\$5,368	\$5,368	(\$22,132)
GeoTechnical	\$16,500	\$0	\$0	\$0	\$0	(\$16,500)
Material & Test Inspection	\$0	\$0	\$0	\$0	\$0	\$0
Flow Test	\$770	\$0	\$0	\$0	\$0	(\$770)
Program Contingency	\$634,322	\$0	\$0	\$0	\$0	(\$634,322)
Program Escalation	\$43,921	\$0	\$0	\$0	\$0	(\$43,921)
Bid Advertisements	\$1,687	\$1,773	\$0	\$1,773	\$1,773	\$86
Totals:	\$4,907,054	\$4,128,495	\$0	\$3,206,241	\$5,825,356	\$918,302

Project Financial Totals



Project Status Update

Phase 2	
Procurement Phase	
• Bid Opening - March 21st	
• Bids are being reviewed	


Schedule Status			
Task Name	Start Date	Finish Date	% Complete
Design	9/19/2017	1/29/2018	100%
Procurement	1/30/2018	5/9/2018	55%
Construction	5/23/2018	8/5/2018	0%
Final Completion	8/6/2018	9/4/2018	0%

Project Information

Owner: Recovery School District
Project Status: Final Completion
Funding Source: CDBG
Architect: Mahlum / Scairono Martinez Joint Venture
Contractor: Tuna Construction. L.L.C.

Scope of Work

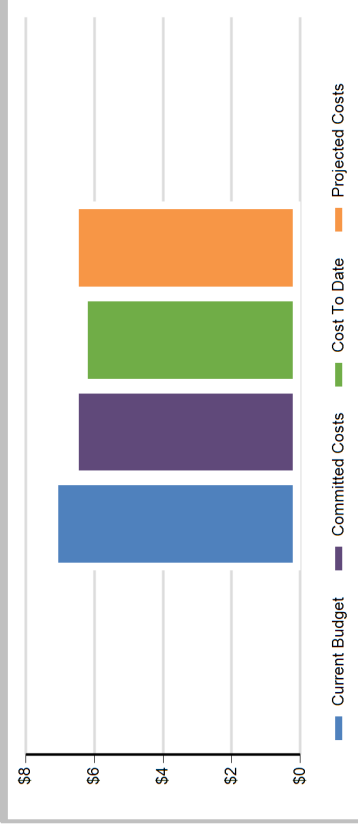
Refurbishment of existing elementary school, including but not limited to structure, windows, doors, masonry walls and roof.



Budget/Cost Information

Cost Description	Current Budget	Committed Costs	Uncommitted Costs	Cost to Date	Projected Costs	Projected Over/Under
Renovation	\$5,752,000	\$5,936,378	\$0	\$5,699,800	\$5,936,378	\$184,378
Design Fees (Reno)	\$579,683	\$676,355	\$0	\$642,154	\$676,355	\$96,672
Design Assessment	\$30,188	\$38,688	\$0	\$38,688	\$38,688	\$8,500
Environmental	\$2,200	\$18,150	\$0	\$18,150	\$18,150	\$15,950
Surveying	\$0	\$0	\$0	\$0	\$0	\$0
GeoTechnical	\$0	\$0	\$0	\$0	\$0	\$0
Material & Test Inspection	\$0	\$0	\$0	\$0	\$0	\$0
Flow Test	\$0	\$0	\$0	\$0	\$0	\$0
Design Contingency	\$30,643	\$0	\$0	\$0	\$0	(\$30,643)
Construction Contingency	\$862,800	\$0	\$0	\$0	\$0	(\$862,800)
Project Contingency	\$0	\$0	\$0	\$0	\$0	\$0
Project Escalation	\$0	\$0	\$0	\$0	\$0	\$0
Bid Advertisements	\$787	\$1,867	\$0	\$1,867	\$1,867	\$1,080
Totals:	\$7,258,301	\$6,671,439	\$0	\$6,400,659	\$6,671,439	(\$586,862)

Project Financial Totals



Project Status Update

- Close Out Phase
- Substantial Completion January 3rd
- Contractor working on punch list items

Schedule Status

Task Name	Start Date	Finish Date	% Complete
Design	1/11/2013	4/4/2016	100%
Procurement	4/5/2016	7/14/2016	100%
Construction	7/31/2016	1/3/2018	100%
Final Completion	1/4/2018	3/4/2018	90%

Project Information

Owner: Recovery School District
Project Status: Construction
Funding Source: CDBG
 Mahlum / Scairono Martinez Joint Venture
Architect: Blanchard Mechanical Contractors

Scope of Work

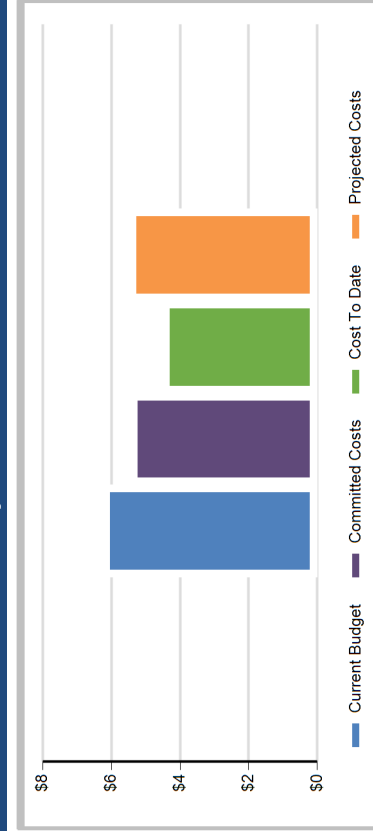
Refurbishment of existing elementary school, including but not limited to structure, windows, doors, masonry walls and roof.



Budget/Cost Information

Cost Description	Current Budget	Committed Costs	Uncommitted Costs	Cost to Date	Projected Costs	Projected Over/Under
Renovation	\$4,867,000	\$4,867,000	\$0	\$4,009,326	\$4,910,783	\$43,783
AE Fees (Reno)	\$508,389	\$507,959	\$0	\$439,192	\$507,959	(\$430)
Design Assessment	\$33,882	\$33,882	\$0	\$33,882	\$33,882	\$0
Environmental	\$8,000	\$13,087	\$0	\$12,656	\$13,087	\$5,087
Surveying	\$9,000	\$17,006	\$0	\$17,006	\$17,006	\$8,006
GeoTechnical	\$7,800	\$4,950	\$0	\$4,950	\$4,950	(\$2,850)
Material & Test Inspection	\$1,200	\$2,635	\$0	\$2,635	\$2,635	\$1,435
Flow Test	\$0	\$0	\$0	\$0	\$0	\$0
Project Contingency	\$813,308	\$0	\$0	\$0	\$0	(\$813,308)
Project Escalation	\$0	\$0	\$0	\$0	\$0	\$0
Bid Advertisements	\$900	\$923	\$0	\$923	\$923	\$23
Totals:	\$6,249,479	\$5,447,441	\$0	\$4,520,569	\$5,491,224	(\$758,255)

Project Financial Totals



Project Status Update

Construction Phase

- Window installation is nearing completion
- Elevator steel is being erected
- Mechanical work in ongoing
- Tile work has started in restrooms

Contractual Substantial Completion – June 2018
 Forecasted Substantial Completion – June 2018

Schedule Status


Task Name	Start Date	Finish Date	% Complete
Design	5/23/2013	5/16/2017	100%
Procurement	5/17/2017	8/31/2017	100%
Construction	8/23/2017	6/18/2018	50%
Final Completion	6/19/2018	8/17/2018	0%

Project Information

Owner:	Recovery School District
Project Status:	Construction
Funding Source:	FEMA
Architect:	SCNZ Architects LLC
Contractor:	Insulation Technologies

Scope of Work

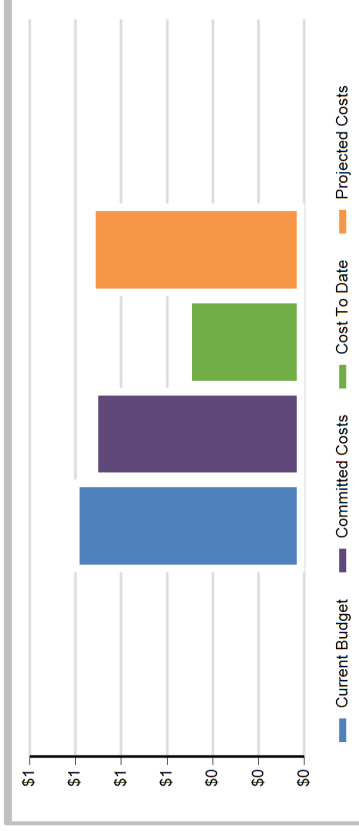
Removal of existing and install of new flooring



Budget/Cost Information

Cost Description	Current Budget	Committed Costs	Uncommitted Costs	Cost to Date	Projected Costs	Projected Over/Under
Renovation	\$765,500	\$854,120	\$0	\$457,120	\$854,120	\$88,620
Design	\$95,231	\$72,563	\$0	\$60,884	\$84,179	(\$11,052)
Environmental	\$0	\$4,279	\$0	\$4,279	\$4,279	\$4,279
Contingency	\$129,380	\$0	\$0	\$0	\$0	(\$129,380)
Escalation	\$23,166	\$0	\$0	\$0	\$0	(\$23,166)
Advertisement	\$1,800	\$1,751	\$0	\$1,751	\$1,751	(\$49)
Totals:	\$1,015,077	\$932,713	\$0	\$524,034	\$944,329	(\$70,748)

Project Financial Totals



Project Status Update

- Procurement Phase**
- Contracts are being signed
 - Notice to Proceed will be after school is out for summer break

Schedule Status

Task Name	Start Date	Finish Date	% Complete
Design	9/19/2017	12/22/2017	100%
Procurement	12/23/2017	3/30/2018	100%
Construction	3/31/2018	6/28/2018	0%
Final Completion	6/29/2018	7/28/2018	0%

McDonogh 32 ES - Refurb
800 DeArmas Street
New Orleans, LA 70114

Project Information

Owner:	Recovery School District
Project Status:	Design
Funding Source:	CDBG
Architect:	HMS
Contractor:	TBD

Scope of Work

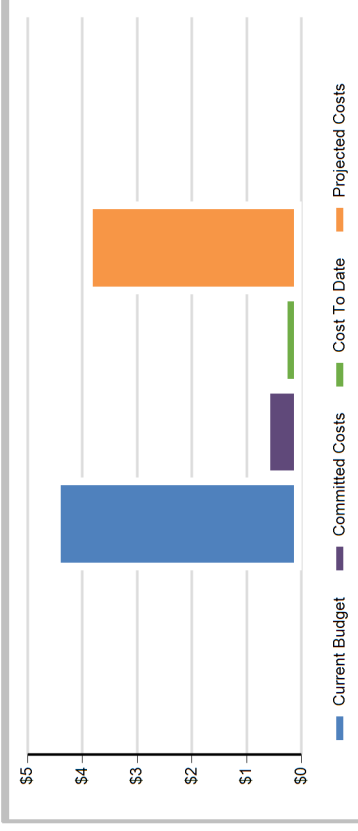
Refurbishment of existing elementary school, including but not limited to structure, windows, doors, masonry walls and roof.



Budget/Cost Information

Cost Description	Current Budget	Committed Costs	Uncommitted Costs	Cost to Date	Projected Costs	Projected Over/Under
Renovation	\$3,232,489	\$0	\$3,232,489	\$0	\$3,232,489	\$0
Design Fees	\$339,537	\$674,662	\$0	\$354,213	\$674,662	\$335,125
Design Assessment	\$22,308	\$22,308	\$0	\$22,308	\$22,308	\$0
Environmental	\$0	\$2,146	\$0	\$2,146	\$2,146	\$2,146
Surveying	\$0	\$5,473	\$0	\$5,473	\$5,473	\$5,473
GeoTechnical	\$0	\$0	\$0	\$0	\$0	\$0
Materials & Inspections	\$0	\$1,705	\$0	\$1,705	\$1,705	\$1,705
Flow Test	\$0	\$0	\$0	\$0	\$0	\$0
Design Contingency	\$18,132	\$0	\$0	\$0	\$0	(\$18,132)
Construction Contingency	\$808,122	\$0	\$0	\$0	\$0	(\$808,122)
Project Contingency	\$0	\$0	\$0	\$0	\$0	\$0
Project Escalation	\$107,854	\$0	\$0	\$0	\$0	(\$107,854)
Bid Advertisements	\$787	\$0	\$787	\$0	\$787	\$0
Totals:	\$4,529,229	\$706,294	\$3,233,276	\$385,844	\$3,839,570	(\$589,659)

Project Financial Totals



Project Status Update

Design Phase
• Owner has place project on hold

Schedule Status

Task Name	Start Date	Finish Date	% Complete
Design	2/19/2014	4/1/2018	84%
Procurement	4/2/2018	7/20/2018	0%
Construction	7/21/2018	4/16/2019	0%
Final Completion	4/17/2019	6/15/2019	0%

Project Information

Owner: Recovery School District
Project Status: Construction
Funding Source: Eskew+Dumez+Ripple
Architect: Commander Corporation

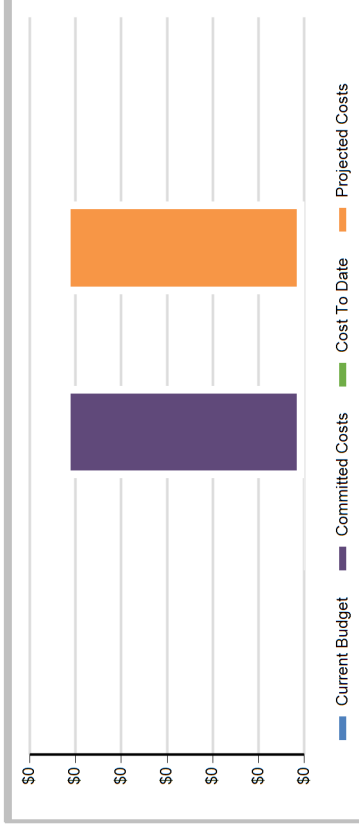
Scope of Work



Budget/Cost Information

Cost Description	Current Budget	Committed Costs	Uncommitted Costs	Cost to Date	Projected Costs	Projected Over/Under
Renovation	\$0	\$102,000	\$0	\$0	\$102,000	\$102,000
AE Design	\$0	\$2,500	\$0	\$2,500	\$2,500	\$2,500
Bid Advertisements	\$0	\$925	\$0	\$925	\$925	\$925
Totals:	\$0	\$105,425	\$0	\$3,425	\$105,425	\$105,425

Project Financial Totals



Project Status Update

Procurement Phase

- 1st Advertisement - April 18th
- 2nd Advertisement - April 25th
- 3rd Advertisement - May 2nd
- Pre-Bid Conference - May 3rd
- Bid Opening - May 23rd

Schedule Status

Task Name	Start Date	Finish Date	% Complete
Design	3/17/2017	3/22/2018	100%
Procurement	3/30/2018	7/31/2018	1%
Construction	8/1/2018	9/29/2018	0%
Final Completion	9/30/2018	11/28/2018	0%

Project Information

Owner: Recovery School District
Project Status: Construction
Funding Source: FEMA
Architect: Trapolin Peer Architects, APC
Contractor: Core Construction Services, LLC

Scope of Work

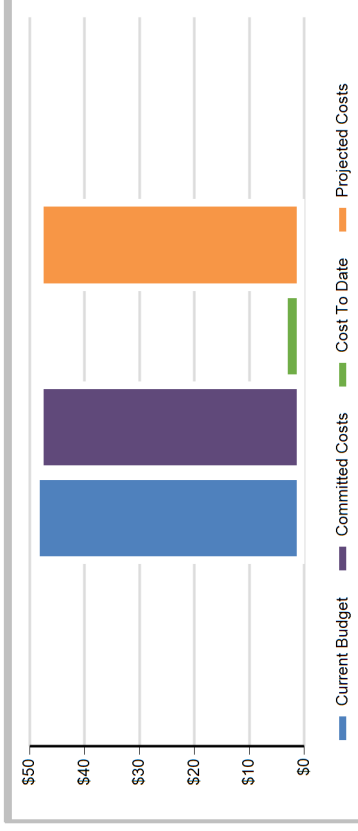
New High School, CMAR



Budget/Cost Information

Cost Description	Current Budget	Committed Costs	Uncommitted Costs	Cost to Date	Projected Costs	Projected Over/Under
Construction	\$45,601,009	\$45,576,084	\$0	\$3,760,519	\$45,576,084	(\$24,925)
Renovation	\$0	\$0	\$0	\$0	\$0	\$0
AE Design - Construction	\$1,347,931	\$1,578,260	\$0	\$564,533	\$1,578,260	\$230,329
Design Fee	\$0	\$0	\$0	\$0	\$0	\$0
Permits & Fees	\$0	\$2,483	\$0	\$2,483	\$2,483	\$2,483
Environmental	\$0	\$0	\$0	\$0	\$0	\$0
Surveying	\$0	\$5,907	\$0	\$5,907	\$5,907	\$5,907
Geotechnical	\$0	\$5,285	\$0	\$5,285	\$5,285	\$5,285
Flow Test	\$0	\$0	\$0	\$0	\$0	\$0
Traffic Study	\$0	\$2,420	\$0	\$2,420	\$2,420	\$2,420
Contingency	\$2,359,504	\$1,362,111	\$0	\$0	\$1,362,111	(\$997,393)
Escalation	\$0	\$0	\$0	\$0	\$0	\$0
Bid Advertisement	\$0	\$0	\$0	\$0	\$0	\$0
Commissioning	\$241,147	\$241,147	\$0	\$0	\$241,147	\$0
Totals:	\$49,549,591	\$48,773,697	\$0	\$4,341,147	\$48,773,697	(\$75,894)

Project Financial Totals



Project Status Update

- Construction Phase**
- River height is impacting the work schedule
 - Site demolition is ongoing
 - Contractor working on submittals
- Contractual Substantial Completion – Summer 2020
 Forecasted Substantial Completion – Summer 2020

Schedule Status

Task Name	Start Date	Finish Date	% Complete
Design	1/17/2016	3/30/2018	99%
Construction	1/29/2018	4/27/2020	7%

Project Information

Owner: Recovery School District
Project Status: Construction
Funding Source: FEMA
Architect: Scairono Martinez Architects APAC
Contractor: Lapeyrouse Metal Works, LLC

Scope of Work

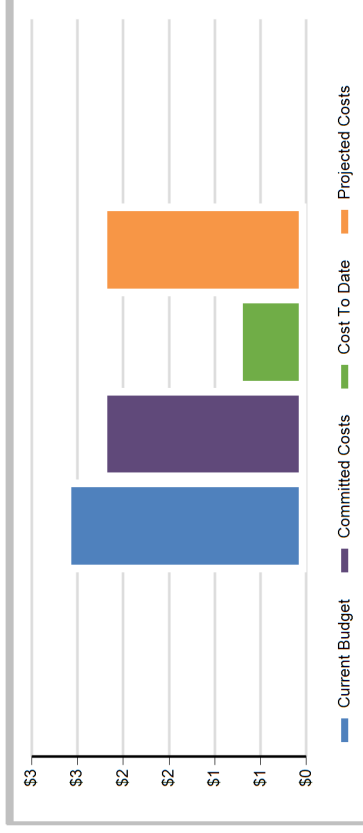
Roof replacement at Schaumburg



Budget/Cost Information

Cost Description	Current Budget	Committed Costs	Uncommitted Costs	Cost to Date	Projected Costs	Projected Over/Under
Renovation	\$2,031,362	\$2,031,362	\$0	\$621,122	\$2,031,362	\$0
Design Renovation	\$212,993	\$212,993	\$0	\$146,433	\$212,993	\$0
Surveying	\$9,350	\$9,350	\$0	\$9,350	\$9,350	\$0
Project Contingency	\$327,438	\$0	\$0	\$0	\$0	(\$327,438)
Project Escalation	\$67,358	\$0	\$0	\$0	\$0	(\$67,358)
Bid Advertisements	\$900	\$915	\$0	\$915	\$915	\$15
Totals:	\$2,649,401	\$2,254,620	\$0	\$777,820	\$2,254,620	(\$394,781)

Project Financial Totals



Project Status Update

Construction Phase

- Trees and fencing have been removed
- Roof panels have been delivered and installation will start soon

Contractual Substantial Completion – August 2018
 Forecasted Substantial Completion – August 2018

Schedule Status

Task Name	Start Date	Finish Date	% Complete
Design	3/8/2017	7/26/2017	100%
Procurement	7/26/2017	3/4/2018	100%
Construction	3/5/2018	9/5/2018	25%
Final Completion	9/6/2018	10/5/2018	0%

Sophie B Wright HS - Phase 2 Interior Painting and Wood Floor Repairs


1426 Napoleon Avenue
New Orleans, LA 70115

Project Information

Owner: Recovery School District
Project Status: Construction
Funding Source: FEMA
Architect: Waggonner & Ball Architects
Contractor: TBD

Scope of Work

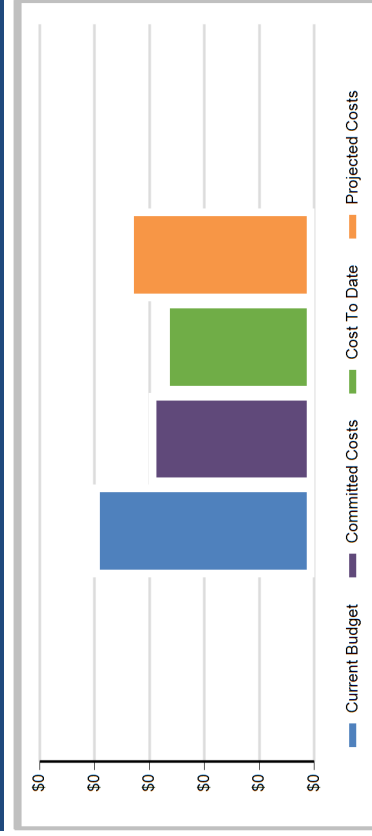
Replacement of wood floors and painting of wall trim



Budget/Cost Information

Cost Description	Current Budget	Committed Costs	Uncommitted Costs	Cost to Date	Projected Costs	Projected Over/Under
Renovation	\$149,722	\$149,722	\$0	\$137,564	\$149,722	\$0
AE Design	\$20,325	\$0	\$0	\$0	\$20,325	\$0
	\$0	\$0	\$0	\$0	\$0	\$0
Project Contingency	\$25,643	\$0	\$0	\$0	\$0	(\$25,643)
Project Escalation	\$5,128	\$0	\$0	\$0	\$0	(\$5,128)
Bid Advertisements	\$900	\$896	\$0	\$896	\$896	(\$4)
Totals:	\$201,718	\$150,618	\$0	\$138,460	\$170,943	(\$30,775)

Project Financial Totals



Project Status Update

- Procurement Phase**
- 1st Advertisement - February 21st
 - 2nd Advertisement - February 28th
 - 3rd Advertisement - March 7th
 - Pre-Bid Conference - March 8th
 - Bid Opening - March 28th

Schedule Status

Task Name	Start Date	Finish Date	% Complete
Design	3/8/2017	7/26/2017	100%
Procurement	7/26/2017	5/14/2018	55%
Construction	5/23/2018	7/26/2018	0%
Final Completion	7/27/2018	9/24/2018	0%

Project Information

Owner:	Recovery School District
Project Status:	Construction
Funding Source:	FEMA/Tax Credits
Architect:	Mahlum / Scairono Martinez Joint Venture
Contractor:	Construction Masters, Inc.

Scope of Work

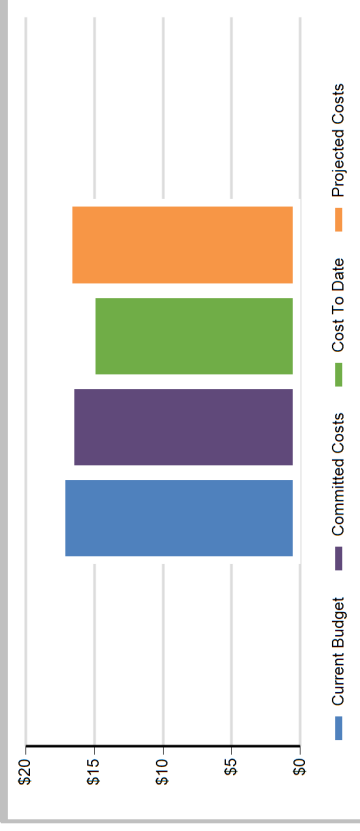
Renovation of existing elementary school and new addition to meet code requirements



Budget/Cost Information

Cost Description	Current Budget	Committed Costs	Uncommitted Costs	Cost to Date	Projected Costs	Projected Over/Under
Renovation	\$14,247,000	\$14,974,139	\$0	\$13,628,901	\$15,100,448	\$853,448
Selective Demolition	\$268,000	\$268,000	\$0	\$268,000	\$268,000	\$0
A/E Design	\$1,360,626	\$1,607,981	\$0	\$1,441,556	\$1,607,981	\$247,355
AE Demolition	\$34,440	\$34,442	\$0	\$34,442	\$34,442	\$2
Environmental	\$4,400	\$13,926	\$0	\$13,926	\$13,926	\$9,526
Survey	\$27,500	\$9,350	\$0	\$9,350	\$9,350	(\$18,150)
Geotechnical	\$16,500	\$4,895	\$0	\$4,895	\$4,895	(\$11,605)
Flow Test	\$770	\$0	\$0	\$0	\$0	(\$770)
Contingency	\$1,603,121	\$0	\$0	\$0	\$0	(\$1,603,121)
Escalation	\$0	\$0	\$0	\$0	\$0	\$0
Bid Advertisements	\$1,970	\$2,378	\$0	\$2,378	\$2,378	\$408
Commissioning	\$70,000	\$69,722	\$0	\$43,925	\$69,722	(\$278)
Totals:	\$17,634,327	\$16,984,834	\$0	\$15,447,373	\$17,111,142	(\$523,185)

Project Financial Totals



Project Status Update

- Construction Phase**
- Wood floor refinishing continues
 - MEP system installation ongoing
 - Painting is proceeding
 - Data cabling continues
- Contractual Substantial Completion – July 2018
Forecasted Substantial Completion – July 2018


Schedule Status

Task Name	Start Date	Finish Date	% Complete
Design	7/30/2013	12/7/2015	100%
Procurement	12/8/2015	5/8/2016	100%
Construction	5/9/2016	7/30/2018	92%
Final Completion	7/31/2018	9/28/2018	0%

**Village de l'Est, Sarah T. Reed, Rosenwald
HVAC Equipment/Fencing**
5100 Cannes Street
5316 Michoud Boulevard
6501 Berkley Drive

Project Information	
Owner:	Recovery School District
Project Status:	Construction
Funding Source:	FEMA
Architect:	Marrero, Couvillon & Associates, LLC Industrial & Mechanical Contractors, INC
Contractor:	

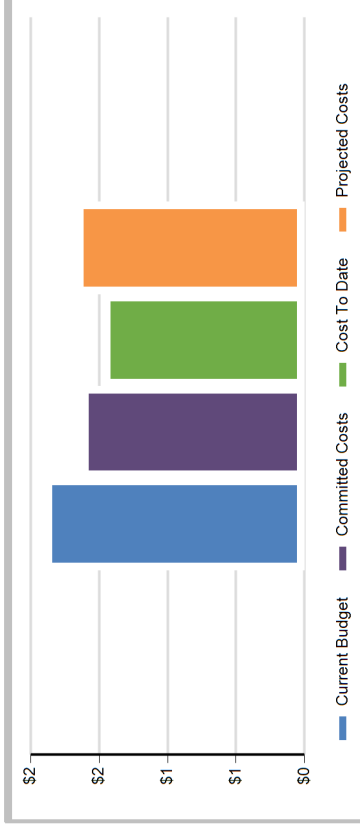
Scope of Work
Replacement of HVAC at Village de l'Est and Rosenwald. Replacement of HVAC and fencing at Sarah T. Reed



Budget/Cost Information

Cost Description	Current Budget	Committed Costs	Uncommitted Costs	Cost to Date	Projected Costs	Projected Over/Under
Renovation	\$1,474,000	\$1,483,190	\$36,769	\$1,337,633	\$1,519,959	\$45,959
Design Fees	\$130,520	\$143,572	\$0	\$131,932	\$143,572	\$13,052
Contingency	\$240,825	\$0	\$0	\$0	\$0	(\$240,825)
Escalation	\$48,165	\$0	\$0	\$0	\$0	(\$48,165)
Advertisements	\$981	\$981	\$0	\$981	\$981	\$0
Totals:	\$1,894,491	\$1,627,743	\$36,769	\$1,470,546	\$1,664,512	(\$229,979)

Project Financial Totals



Project Status Update

Construction Phase
 • Reed - Window mockup installation has been approved
 Contractual Substantial Completion – December 2017
 Forecasted Substantial Completion – June 2018

Schedule Status

Task Name	Start Date	Finish Date	% Complete
Design	6/1/2008	2/1/2016	100%
Procurement	1/28/2017	3/8/2017	100%
Construction	6/15/2017	3/2/2018	94%
Final Completion	3/3/2018	5/2/2018	0%



Project Information

Owner: ORLEANS PARISH SCHOOL BOARD
Project Status: Construction
Funding Source: Bonds
Architect: NY Associates, Inc
Contractor: Construction Masters, Inc.

Scope of Work

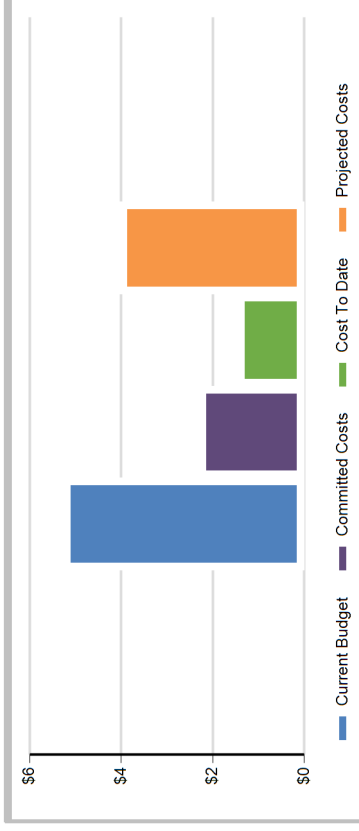
Renovation of existing elementary school



Budget/Cost Information

Cost Description	Current Budget	Committed Costs	Uncommitted Costs	Cost to Date	Projected Costs	Projected Over/Under
Construction	\$4,730,923	\$15,772	\$1,680,252	\$0	\$1,696,024	(\$3,034,899)
Renovation	\$0	\$1,980,000	\$0	\$1,189,429	\$2,024,279	\$2,024,279
Design	\$0	\$0	\$0	\$0	\$0	\$0
Design-Renovation	\$496,421	\$304,402	\$0	\$260,182	\$304,402	(\$192,020)
Reimbursables	\$0	\$1,802	\$0	\$1,802	\$1,802	\$1,802
Permit/Fees	\$0	\$20	\$0	\$20	\$20	\$20
Environmental	\$38,022	\$9,075	\$0	\$9,075	\$9,075	(\$28,947)
Totals:	\$5,265,366	\$2,311,070	\$1,680,252	\$1,460,507	\$4,035,601	(\$1,229,765)

Project Financial Totals



Project Status Update

Schedule Status

Task Name	Planned	Forecast	Actual
Design	Apr 2014	Apr 2014	May 2017
Procurement	Mar 2015	Jun 2017	Sep 2017
Construction	Jul 2017	Aug 2018	
Final Completion	Feb 2019	Feb 2019	

McMain - Building Envelope
5712 S. Claiborne Avenue
New Orleans, LA 70125



Project Information

Owner: ORLEANS PARISH SCHOOL BOARD
Project Status: Procurement
Funding Source: FEMA
Architect: Concordia, LLC
Contractor: TBD

Scope of Work

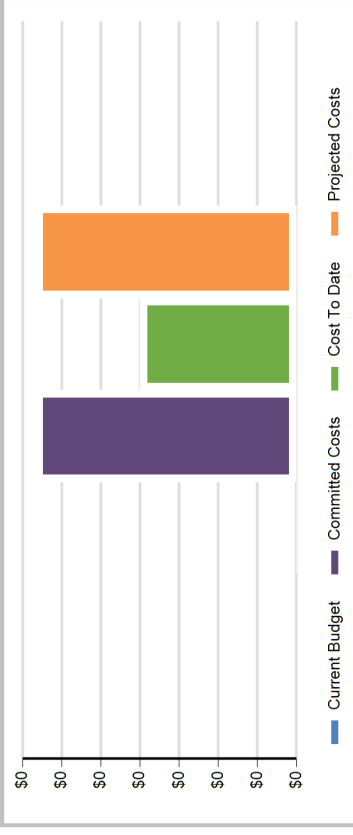
Refurbishment of building envelopment (excluding roof), including but not limited to, windows (wood and metal), doors, stucco and painting.



Budget/Cost Information

Cost Description	Current Budget	Committed Costs	Uncommitted Costs	Cost to Date	Projected Costs	Projected Over/Under
AE Design	\$0	\$333,618	\$0	\$200,171	\$333,618	\$333,618
Totals:	\$0	\$333,618	\$0	\$200,171	\$333,618	\$333,618

Project Financial Totals



Project Status Update

Procurement Phase

- 1st Advertisement - April 4th
- 2nd Advertisement - April 11th
- 3rd Advertisement - April 18th
- Pre-Bid Conference - April 19th
- Bid Opening - May 9th

Schedule Status

Task Name	Planned	Forecast	Actual
Design	Aug 2017	Aug 2017	Aug 2017
Procurement	Mar 2018	May 2018	
Construction	Jun 2018	Jun 2018	
Final Completion	Mar 2019		



New Orleans Charter Science and Mathematics High School



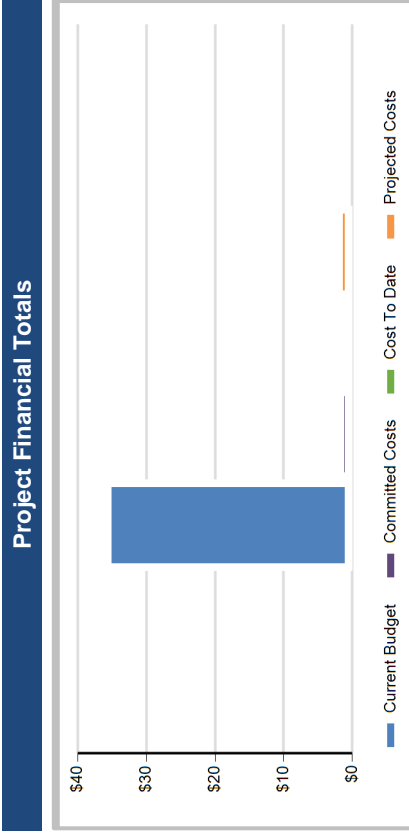
Scope of Work

Construction of a New High School

Project Information	
Owner:	ORLEANS PARISH SCHOOL BOARD
Project Status:	Procurement
Funding Source:	FEMA
Architect:	VergesRome
Contractor:	TBD



Budget/Cost Information					
Cost Description	Current Budget	Committed Costs	Uncommitted Costs	Cost to Date	Projected Over/Under
Construction	\$32,000,000	\$0	\$0	\$0	(\$32,000,000)
AE Design Construction	\$2,254,528	\$2,216,351	\$0	\$1,329,811	(\$38,177)
Permits & Fees	\$0	\$4,660	\$0	\$4,660	\$5,729
Land Survey	\$0	\$5,280	\$0	\$5,280	\$15,257
Geotechnical	\$0	\$20,647	\$0	\$20,647	\$20,647
Flow Test	\$0	\$550	\$0	\$550	\$550
Traffic Study	\$0	\$7,040	\$0	\$7,040	\$7,040
Project Contingency	\$1,682,610	\$0	\$0	\$0	(\$1,682,610)
Commissioning	\$200,000	\$0	\$200,000	\$0	\$0
Totals:	\$36,137,138	\$2,254,528	\$200,000	\$1,367,988	(\$33,671,564)



Project Status Update			
Design Phase	<ul style="list-style-type: none"> 100% Construction documents are being developed Bid is anticipated in May 2018 		
Contractual Substantial Completion	TBD		
Forecasted Substantial Completion	TBD		

Schedule Status			
Task Name	Planned	Forecast	Actual
Design	Mar 2017	Mar 2017	Mar 2017
Procurement	Mar 2018	May 2018	
Construction	Jun 2018	Jun 2018	
Final Completion	Sep 2020		



Appendix A
RSD Funding Analysis Reports



Appendix A RSD Funding Analysis Reports

Quarterly Report ending March 31, 2018

TABLE OF CONTENTS

Item 1. Executive Summary	2
Item 2. PW 19166 Alternate Project (SSR) Amendment Requests. . .	2
Item 3. PW Version Requests.	3
Item 4. Grant Maintenance	4
Item 5. Environmental & Historic Preservation (EHP)	6
Item 6. Project Support	7
Item 7. Closeout	8
Item 8. Summary of FEMA Funding	11

50

Quarterly Report ending March 31, 2018

Item 1. Executive Summary

SUMMARY OF RSD OBLIGATED AND PENDING PROJECTS

CURRENT FEDERAL OBLIGATION	FEDERAL FUNDS PAID	FEDERAL FUNDS BALANCE
\$1,618,062,060.94	\$1,394,269,314.47	\$223,792,746.47
1st Quarter 2018 Federal Funds Paid		\$17,259,111.92

The Grants Management Team reviewed scope of ongoing and past construction projects during the first quarter to determine the need for version and amendment requests and assisted with responses to the Governor's Office of Homeland Security and Emergency Preparedness (GOHSEP) inquiries pertaining to requests for reimbursement submitted to GOHSEP by Louisiana Department of Education (LDOE). One amendment request to Project Worksheet (PW) 19166 valued at \$393,535.32 was submitted to GOHSEP / the Federal Emergency Management Agency (FEMA). Currently, there are three outstanding amendment requests submitted prior to this quarter valued at \$ \$3,132,769.32 that the Grants Management Team is tracking through the GOHSEP and FEMA approval process.

To date, the Closeout Team has closed 996 PWs. The remaining 150 open PWs, except for PW 19166, are large stand-alone projects and one newly obligated small project that continue to be reviewed for reconciliation and submission to closeout. Regarding PW 19166, the Closeout Team is currently working to reconcile each project within a site before submitting the site package to the grantee. There were three PWs submitted to GOHSEP for closeout: 16072, 13329, and 15486. Concurrently, inspections increased with the Closeout Inspection Team working closely with GOHSEP and FEMA by scheduling weekly inspections at various project site locations. Pending the completion of the reconciliation process by the Closeout Team of the stand-alone PWs during the next quarter, an inspection may be required on these projects.

51

Item 2. PW 19166 Alternate Project (SSR) Amendment Requests

Amendments Approved by FEMA in the First Quarter:

- There were no amendments approved by FEMA in the First Quarter.

Amendments Submitted to GOHSEP in the First Quarter:

Facility	Work Description	Submittal Date	Amount
Landry	Past re-occupancy scope	January 22, 2018	\$393,535.32

Quarterly Report ending March 31, 2018

Amendments Submitted Prior to the First Quarter Pending FEMA Approval:

Facility	Work Description	Submittal Date	Amount
James Johnson ES	Demolition	AIDB # 2654 July 24, 2017	\$1,000,000
Cohen HS	Demolition	AIDB #2649 July 10, 2017	\$1,300,000
Rabouin	Re-Occupancy Scope	AIDB #2676 December 20, 2017	\$832,769.32

New Construction, Renovations, and Refurbishments

The following campus projects are part of the RSD's continued efforts to build, renovate, and refurbish schools. Planning for these schools will move forward pending the availability of funds and amendment requests will be submitted at that time.

Facility	Work Description
Berhman ES	Renovation
Cohen HS	New
Clark ES	Refurbishment
Career Tech Center	Renovation
McDonogh 7 ES	Refurbishment

Item 3. PW Version Requests

- There were no version requests submitted or received during the First Quarter of 2018.

Temporary Modular Facilities

In late February 2018, the Funding Team presented RSD with findings of the Likely Recovery Analysis of funding for work deemed ineligible by FEMA during the post-Katrina construction of temporary modular campuses throughout Orleans Parish.

The findings outlined a path forward which initially included a comprehensive data-mining exercise of all electronic data turned over by the RSD's previous Project Management firm and then potentially, additional cost reasonableness studies for otherwise eligible work lacking only documentation.

The majority of ineligibility determinations were divided between two groupings:

- Duplicative work due to design errors attributed to the Architect and/or the Project Manager.
- Otherwise eligible costs lacking sufficient documentation.

Quarterly Report ending March 31, 2018

As the Funding Team recommended legal action twice previously to remedy the duplicative work costs (Bullet 1), and as ineligibility reversals were previously requested from FEMA, the Funding Team is not pursuing recovery of those costs.

The Funding Team initially identified approximately \$3.9M of otherwise eligible funding; however, searches of previously discussed Alvarez & Marsal documentation archives have yielded few results.

Additional documentation searches are ongoing, with a backup plan of performing cost reasonableness studies on those scope items with the highest probability of recovery. If additional documentation is not located, recovery of funding related to the second identified scope group (\$1.37M) is less likely than originally hoped.

Category G Administrative Closure

Throughout the First Quarter of 2018, the Funding Team continued to track the status of six projects previously submitted to GOHSEP as an "Administrative Closure" test group. While closure of these relatively low-priority projects has taken an extended period of time, the Funding Group continues to view the delays as non-substantive, as there has been no indication from GOHSEP that any issues of any kind exist.

Once obligated, successful use of the Administrative Closure process on this group of project worksheets will represent confirmation of the pending \$1.1M net gain in funding on PW 19166.

Item 4. Grant Maintenance

Community Development Block Grant (CDBG)

- During the First Quarter, the Funding Team has been successful in its efforts to correct funding allocations associated with CDBG re-occupancy projects. These projects which are dual funded (FEMA and CDBG) require reconciliation of project expenses and appropriate debits/credits to the funding sources. This is accomplished by withdrawing and resubmitting correct reimbursement and payment requests for both CDBG and FEMA funding.
- From the nineteen (19) dual funded projects, seventeen (17) of the nineteen (19) projects have been submitted to GOHSEP for Request for Reimbursement Form (RRF) corrections. This is 89% progress of the cleanup work toward closing the CDBG projects.

<u>Project</u>	<u>FEMA RRF</u>	<u>CDBG RFP</u>	<u>Date Submitted</u>	<u>Net Change</u>
Cohen	\$3,429,596.33	\$1,909.67	08/03/2017	-\$249,463.32
Colton	\$87,841.38	\$270,253.62	09/12/2017	\$141,435.64
Reed	\$502,486.31	\$0.00	09/01/2017	\$531,605.00

Quarterly Report ending March 31, 2018

Dibert	\$394,857.13	\$130,898.28	09/20/2017	-\$122,342.82
Douglass	\$513,193.94	\$246,368.35	11/20/2017	-\$1,267,974.21
Lafayette	\$224,377.62	\$0.00	11/30/2017	-\$393,910.08
Williams	\$1,655,153.40	\$424,926.08	11/02/2017	\$465,398.78
Drew	\$445,388.89	-\$20,202.89	12/01/2017	-\$764,872.48
Gentilly	\$1,520,772.10	\$767,634.64	12/01/2017	\$668,961.32
Guste	\$766,981.00	\$0.00	12/11/2017	-\$9,392.54
Harney	\$839,517.00	\$0.00	12/01/2017	-\$2,898.08
Live Oak	\$311,540.87	\$0.00	12/12/2017	-\$182,357.56
Marshall	\$949,143.86	\$0.00	12/11/2017	-\$206,532.90
McDonough 42	\$1,045,321.34	\$0.00	12/01/2017	\$516,889.36
MLK	\$2,542,915.80	\$1,692,283.79	12/12/2017	-\$188,050.11
Village	\$189,718.70	\$0.00	12/01/2017	\$6,950.70
Washington	\$1,890,354.68	\$0.00	12/06/2017	\$1,787,936.14
Overall Update	\$17,309,160.23	\$3,513,875.64		\$731,382.84

54

Project Management Fees

- GOHSEP fully processed PW 19166 RRF 7 valued at \$17.4M. This reimbursement has been applied to the negative balance. GOHSEP continues to process previously submitted RRFs for Project Management (PM) and Direct Administrative Costs (DAC). All payments will offset the negative balance.

Section 552 Administrative Fees

- The Funding Team is also working with GOHSEP to gain reconciliation for more than \$23M in Section 552 costs also on hold pending FEMA's approval of RSD's methodology and GOHSEP's application of FEMA guidance regarding these costs.
- The Funding Team is also working with GOHSEP to request reimbursement of a Congressionally-authorized Closeout Incentive (COI) as a financial incentive for closeout of project worksheets outside the Single Settlement Reimbursement. The Funding Team met with GOHSEP specialists to review and provide requested documentation for the attribution model which has been agreed to by both FEMA and GOHSEP. This effort currently is limited to stand alone PWs with work completed prior to September 2012.

Quarterly Report ending March 31, 2018

Insurance Reconciliation

- Throughout the First Quarter, the Funding Team continued to track the status of six projects previously submitted to GOHSEP as an “Administrative Closure” test group. While closure of these relatively low-priority projects has taken an extended period of time, the Funding Team continues to view the delays as non-substantive, as there has been no indication from GOHSEP that any issues of any kind exist.
- Once obligated, successful use of the Administrative Closure process on this group of project worksheets will represent confirmation of the pending \$1.1M net gain in funding on PW 19166.

Negative Balance

- As of March 2018, the Louisiana Public Assistance (LAPA) web-based system indicates a total negative balance of \$33,260,779.74 (including Fed & Admin amounts) across all RSD FEMA recovery grants for Hurricane Katrina, majority of which (~\$31.97M) is on PW 18597 mainly resulting from de-obligated funds and expenses moved to SSR PW 19166. In addition, GOHSEP continues to attribute Applied Payments for small closeout related RRFs for other PWs towards the negative balance on PW 18597.
- The Funding Team has developed an internal tracker detailing current negative balance on PW 18597 and reimbursement status of pending RRFs/expenses to be applied towards the negative balance. The Funding Team continues to update monthly with status of each submitted RRF/expense in GOHSEP’s review queue and payment transaction details upon GOHSEP approval. Team also continues to work with RSD & Louisiana Department of Education (LDOE) Finance to identify any additional expenses not yet submitted to GOHSEP and review those expenses for eligibility and determine reimbursement amounts to be applied towards the negative balance.
- Reimbursements of eight RRFs for J/CSRS Contract 2 DAC expenses & two RRFs for Cohen CDBG reconciliation cleanup effort were approved this quarter. In addition, several small closeout related RRFs for other PWs and other small reimbursements for SSR PW were also applied towards the negative balance. The Funding Team continues to work on reconciliation of the Large Outstanding Issues (LOI) as they relate to potential reductions of the negative balance. To date, the Funding Team has recovered approximately \$13.94M in non-PM/CM LOI items. In addition, thirty-two (32) RRFs submitted for CDBG reconciliation cleanup efforts with a request for applied payments towards the negative balance are currently pending GOHSEP approvals (Reed, Colton, Dibert, BTW, Williams, Douglass, VDL, Lafayette, McDonogh 42, Drew, Gentilly Terrace, Harney, Guste, Thurgood Marshall, NOCCA Live Oak & MLK). Three more CDBG cleanup RRFs are pending submittal to GOHSEP (Crossman & Rabouin).

55

Item 5. Environmental and Historic Preservation (EHP)

Staff continued to provide support on multiple Environmental and Historic Preservation (EHP) issues including design reviews on Secretary of the Interior compliant building rehabilitation as well as memoranda of agreements and streamlined Section 106 consultations between RSD, GOHSEP, FEMA, State Historic Preservation Office (SHPO), and the Advisory Council on Historic Preservation in accordance with the Secondary Programmatic Agreement (2PA).

Quarterly Report ending March 31, 2018

ES – Elementary School

MS – Middle School

HS – High School

- **Bauduit ES:** The corrections to the masonry work have been finished in an acceptable manner.
- **Marshall MS:** Exterior masonry work is completed while window repairs and installation is nearing completion.
- **John McDonogh HS:** No additional issues pertaining to EHP have developed during this last quarter and the Project manager continues to update the team as some of the finer finishes are being put in place.
- **Harriet Tubman ES:** Construction is ongoing, but the scope has changed for the cottage renovation due to the extensive amount of termite damaged wood. Remediation of asbestos floor tile is complete, and the damaged flooring and structure removed or repairs. Exterior siding is being replaced where needed.
- **Booker T. Washington HS:** No additional issues regarding EHP during this quarter.

Item 6. Project Support

Tax Credits

State Historic Rehabilitation Commercial Tax Credits

In addition to preparing applications for projects sufficiently complete in the design phase to be representative of the scope of work, monitoring the construction changes is taking place to notify SHPO of any that appear to affect the tax credit applications. The status is as follows:

- **Henry Allen ES:** RSD has received the accepted Part III for the certification from the State Historic Preservation Officer.
- **Agnes Bauduit ES:** The Part III will be prepared and submitted this quarter.
- **A.D. Crossman ES:** Part III photos and application are submitted to the State Historic Preservation Office and RSD is waiting on approval.
- **Douglass HS:** The completed Part III application with the estimated cost of construction and the qualified expenses has been sent to the State Historic Preservation Officer for approval.
- **Gentilly Terrace ES:** The completed Part III application with the estimated cost of construction and the qualified expenses has been sent to the State Historic Preservation Officer for approval.
- **Andrew Jackson ES:** The completed Part III application with the estimated cost of construction and the qualified expenses has been sent to the State Historic Preservation Officer for approval.

Quarterly Report ending March 31, 2018

- **Laurel ES:** RSD is waiting for the final qualified rehabilitation expenses to submit the Part III with photographs of completed construction.
- **Harriet Tubman ES:** RSD has submitted an amendment on the increased scope of work on the cottage. RSD will review construction status to determine when to start the Part III submission.

Interpretive Displays

Jacobs/CSRS is continuing to coordinate efforts to complete interpretive displays pursuant to the Historic Programmatic Memorandum of Agreements and Findings of Effect.

- **Booker T. Washington HS:**
 - Jacobs/CSRS is coordinating with alumni group members to review available information to be included in the forthcoming interpretive display.

School Unification Data Exercise

During the First Quarter of 2018, the Funding Team made significant progress with a Cloud-based data management solution for the eventual transfer of RSD school construction and maintenance data as part of the OPSB/RSD School unification initiative. A functional beta version of the Microsoft Power BI interface was launched and demonstrated in mid-February, and refinements and functionality continue to evolve as additional data modeling information is made available by internal and external stakeholders.

A fully functional version of the Power BI interface was demonstrated in mid-March using the Avery Alexander School as a test case. All features functioned as expected, and the team received excellent feedback from the Stakeholders on desired edits and additional functionality. After the Alexander demonstration, the Data Team identified Box.com as the recommended Cloud Storage platform and expect to have authorization to deploy the cloud storage platform by early-April 2018.

While pending approval, the team is moving forward with standardization of the final folder structure to be used on the cloud platform, and expect to have the spec finalized by mid-April 2018

Item 7. Closeout

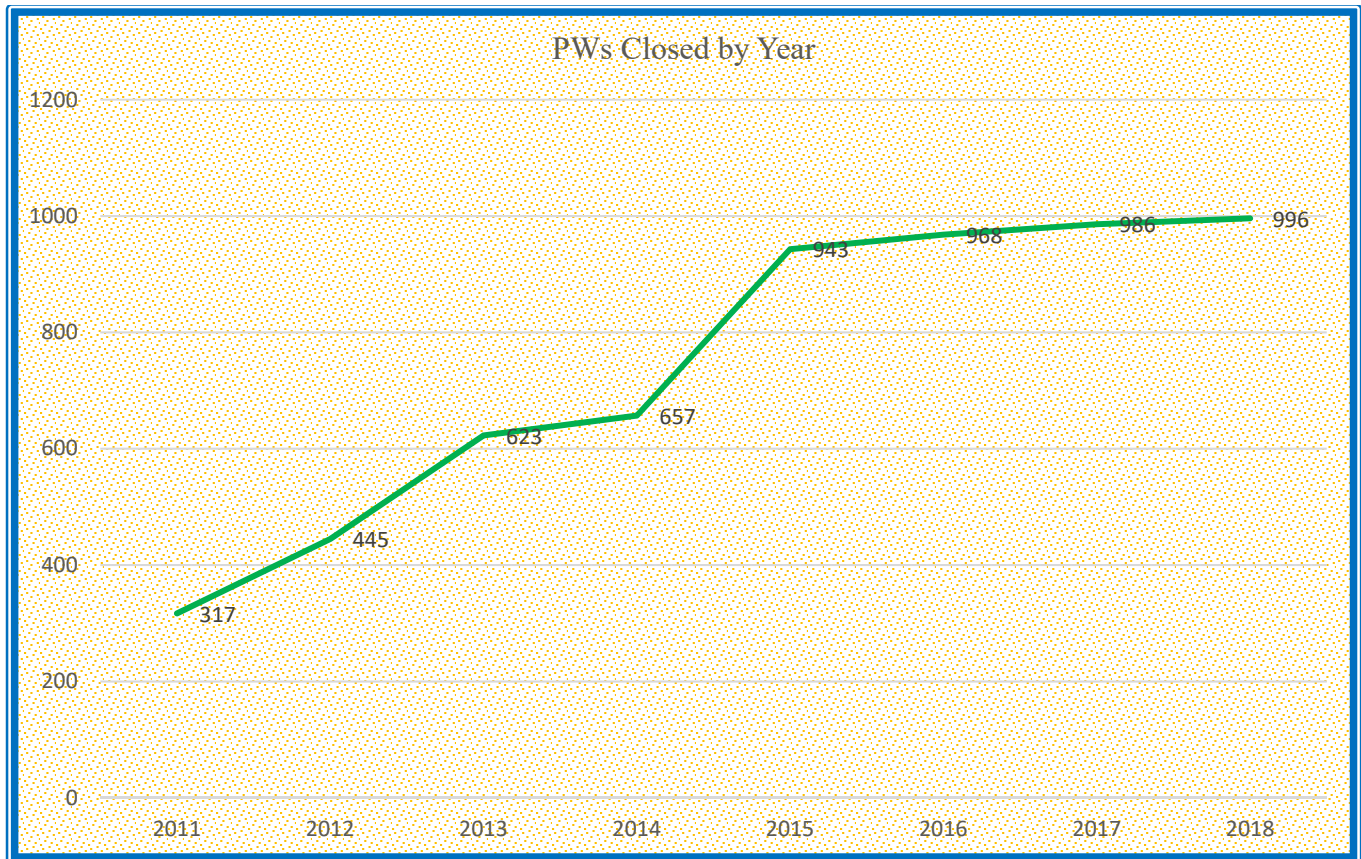
Louisiana Department of Education & GOHSEP

- The SSR Closeout Team is conducting review and reconciliation of the 112 sites within the SSR. These will be packaged as pre-closeout submittals to RSD/LDOE/GOHSEP/FEMA for review and approvals. PW 19166 will not be closed until all sites are approved. The SSR Closeout Team submitted three pre-closeout packages to RSD for review and approval this quarter for a total of \$61,322,465.71.

Quarterly Report ending March 31, 2018

- The Closeout Team also conducted six site inspections: Bradley, Gordon, Shaw, Fischer, Laurel, Bauduit. The Closeout Team will continue to work closely with GOHSEP and FEMA inspection departments to ensure all projects needing site inspections are being handled and properly inspected.
- The two charts listed below reflect what has been closed since 2011 and the dollar value tied to each year. In addition, the SSR chart reflects the projects that are open, completed and ready for pre-closeout, reconciled by the Closeout Funding Team, and what has been submitted to LDOE.

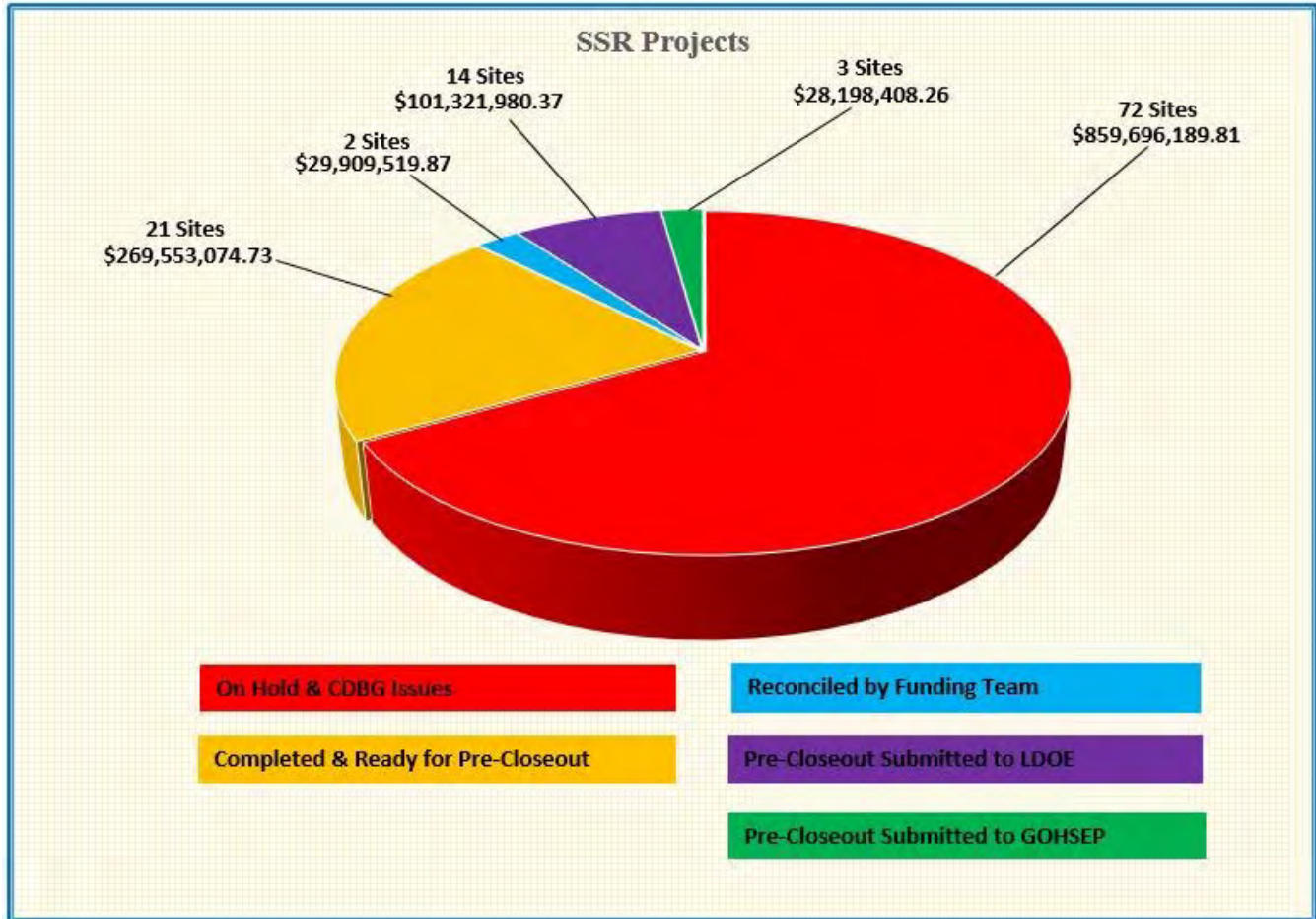
RSD Closeout Status



58

Quarterly Report ending March 31, 2018

RSD SSR Pre-Closeout Status



Quarterly Report ending March 31, 2018

Item 8. Summary of FEMA Funding

Work Type	*Eligible Obligated	Federal Amount Paid	Balance
Contents	\$115,054,720.76	\$96,105,049.58	\$18,949,671.18
Debris Removal/Demolition Costs	\$0.00	\$0.00	\$0.00
Immediate Re-Occupation Costs	\$4,204.20	\$4,204.20	\$0.00
Labor and Equipment Costs	\$1,527,909.28	\$1,387,165.99	\$140,743.29
Management Costs	\$19,659,050.43	\$15,207,458.82	\$4,451,591.61
Permanent Facility Repair	\$1,123,913.06	\$1,457,936.18	-\$334,023.12
Permanent Facility Replacement	\$1,315,652,005.96	\$1,137,204,317.83	\$178,447,688.13
Stabilization/Temporary Roof Repair	\$167,911.81	\$225,924.70	-\$58,012.89
Temporary Facility and related costs	\$164,872,345.44	\$142,677,257.17	\$22,195,088.27
Grand Total	\$1,618,062,060.94	\$1,394,269,314.47	\$223,792,746.47

Recovery School District Totals	December 31, 2017	March 31, 2018	\$\$ Change
Eligible Obligated	\$1,618,342,374.33	\$1,618,062,060.94	-\$280,313.39
Federal Paid	\$1,377,010,202.55	\$1,394,269,314.47	\$17,259,111.92
Federal Balance	\$241,332,171.78	\$223,792,746.47	-\$17,539,425.31

NOTE: Information obtained from the Louisiana Public Assistance System on March 30, 2018.



Appendix B
OPSB Funding Analysis Reports



Appendix B OPSB Funding Analysis Reports

TABLE OF CONTENTS

Part I.....	2
Item 1. Executive Summary	2
Item 2. SSR Amendments.....	3
Item 3. RRF and Grant Processing	4
Item 4. Environmental and Historic Preservation (EHP).....	5
Item 5. Deliverables Completed	6
Item 6. Close-Outs Approved & In Pipeline	11
Part II.....	12
Item 7. Project Worksheets Reviewed.....	12
Item 8. Summary of FEMA Funding	13

Part I

Item 1. Executive Summary

General

The 1st Quarter of 2018 was a period focused heavily on in-depth eligible cost reconciliations, extensive cost reasonableness analyses, preparing comprehensive memorandums, and activities associated with close-outs, for the Orleans Parish School Board (OPSB) Funding Team. In addition, the Funding Team achievements this quarter consisted of the following: 1) prepared and submitted eight (8) reimbursement packages (\$2.3M) (which were all accompanied with detailed memorandums to address any questions/concerns, during the GOHSEP review processes), 2) the submission of one (1) Amendment Request in order to amend the scope of work in SSR PW #19290, 3) performed three (3) cost reasonableness analyses, in excess of \$125k, 4) reviewed seven (7) Close-Out Workbooks / Close-Out Certificates, 5) prepared and completed three (3) exhaustive analyses associated with eligible projects, which allowed for the submission of \$1.5M in eligible work, 6) formulated a comprehensive cross-walk analysis in order to align and reclassify ineligible expenditures, 7) reviewed the Close-Out Version associated with PW #19289 (Temporary Facilities – Category B PW), 8) performed and completed an in-depth review and analysis of the OPSB/RSD Master Plan Joint Account, 9) coordinated efforts with the Jacobs/CSRS Project Management Staff Members throughout the entire 1st Quarter, to ensure eligible FEMA projects align with approved OPSB Budgets (as several projects are in the final phases of design and going out to bid shortly), 10) continued to respond to GOHSEP DRS inquiries pertaining to Request for Reimbursement Form (RRF) submissions, and 11) our overall due diligence on all FEMA Historic Preservation matters. The above accomplishments could not have been achieved without the ongoing positive and open relationships between FEMA, GOHSEP, the Disaster Recovery Section(s) (DRS), GOHSEP/GCR Close-Out, OPSB Budget & Accounting personnel and the entire Jacobs/CSRS Funding Team.

Since the 3rd Quarter of 2017, our Team has assumed the task of preparing the high-level A/E & GC analyses that accompany reimbursement request packages. The basis for creating such analyses/workbooks, is that it illustrates a holistic representation of all costs expended to date, in a digestible and understandable manner. During the 1st Quarter 2018, the Funding Team developed/created a “newer” format to capture the financial data associated with a particular project. The data now ties to not only invoice/pay applications and corresponding payments; but is segregated in more granularity (basic fee vs. amendment & base bid vs. change orders) and tied to LouisianaPA.com, plus OPSB’s accounting data (i.e. MUNIS). The revised format provides greater transparency and has streamlined the review of documentation and the input of data. Furthermore, each workbook (associated with a project), will be the catalyst behind closing out a project within SSR PW #19290.

Federal Funds paid remained \$301.8M, as of March 31, 2018.

SUMMARY OF OBLIGATED PROJECTS*

CURRENT OBLIGATION
\$ 376,513,619.16

FEDERAL FUNDS PAID
\$ 301,777,868.31

FEDERAL FUNDS BALANCE
\$ 74,735,750.85

* Current Obligation reflects the total amount approved by FEMA. Federal Funds Paid denotes the total amount paid to the Applicant from current obligated funds. Federal Funds Balance reflects the total available amount remaining to be paid.

Item 2. SSR Amendments

PROJECT OVERVIEW

The \$316M SSR PW #19290, along with an additional \$50M for items such as contents and temporary student transportation, was obligated by FEMA in 2010 to fund work outlined in the Master Plan for rebuilding of the Orleans Parish Public Schools. With the SSR complete, Jacobs/CSRS continues to amend the scope of work to include numerous active projects from the Master Plan.

New Amendment Requests

Facility	Work Type	Work Description	AIDB # & Submission Date	Amount
Eleanor McMain High School	New Work	Additional Building Envelope Refurbishment	AIDB #2646: February 6, 2018	\$-0-

NOTE: Additional Scope was requested for the Eleanor McMain High School Building Envelope Refurbishment Project – no additional dollars were required (Amendment AIDB #2646 was submitted for a total of \$5M in June 2017)

Amendments will be ongoing as projects move into design and construction. This will maintain grant alignment with the Master Plan for Orleans Parish Schools.

Of the amendments submitted in FY2017/2018, the following were approved by the Governor's Office of Homeland Security (GOHSEP) and FEMA this quarter:

Approved Amendment Requests

This quarter no new amendment requests were approved to GOHSEP/FEMA

Item 3. RRF and Grant Processing

PROJECT STATUS

The Funding Team supports ongoing capital improvement projects by working in conjunction with the Jacobs/CSRS Project Managers and FEMA to assure project activities and estimates align with Project Worksheet scope through the amendment process.

In the 1st Quarter of FY2018, Jacobs/CSRS prepared and submitted eight (8) RRF requests. The following RRF's were submitted for payment:

#	Facility	AIDB #	Vendor	Description	RRF #	Amount
1	Audubon Renovation + Addition	1395	FHP Tectonics Corporation	PW #19290	252	\$690,884.33
2	Warren Easton: Water Intrusion	2491	Verges Rome, APAC & Thigpen Construction Co. Inc.	PW #19290	253	\$219,905.17
3	McDonogh #35 (Phillips/Waters)	1398	Sizeler Thompson Brown Architects	PW #19290	254	\$294,855.25
4	McDonogh #35 (Phillips/Waters)	1398	Sizeler Thompson Brown Architects	PW #19290	255	(\$431,925.71)
5	McDonogh #35 (Phillips/Waters)	1398	Citadel Builders, LLC.	PW #19290	256	\$781,092.00
6	Audubon Renovation + Addition	1395	FHP Tectonics Corporation	PW #19290	257	\$106,517.87
7	Warren Easton: Water Intrusion	2491	Verges Rome, APAC & Thigpen Construction Co. Inc.	PW #19290	258	\$30,154.61
8	Benjamin Franklin ES - Phase I Renovation	2600	N-Y Associates Inc. & Construction Masters Inc.	PW #19290	259	\$622,007.85
Grand Total: Reimbursement Request Submitted 1st Quarter FY2018						\$2,313,491.37

Item 4. Environmental and Historic Preservation (EHP)

PROJECT UPDATES

We continue our support in rectifying the multiple EHP issues including Section 106 consultations, compliance with Secretary of Interior building remediation and memorandum of understandings between OPSB, GOHSEP, SHPO, FEMA and The Advisory Council on Historic Preservation.

- **Benjamin Franklin Elementary School:** The Architect and Project Manager facilitated several onsite meetings to identify the appropriate scope of work associated with the exterior glazed brick. Additional research was required for the following: 1) to deliver suitable guidance to the unusual conditions found in the veneer brick, 2) the appropriateness of injection grouting and 3) the extent of mortar removal. Final decisions on this scope are in process.
- **McMain:** FEMA and SHPO reviewed the plans and specifications and provided a list of questions to the Architects. All questions were answered; and with the clarifying/supporting information provided, FEMA forwarded a letter to SHPO and the Tribes on March 19th for their 30-day review and comment period.

Tax Credit Standings:

- **McMain Stabilization:** The Part III tax credit application was complete; however, the new scope of work will be included in the tax credit request through an amendment to the existing, previously approved, Part II application.
- **Lusher Elementary School:** The Part III tax credit application is complete and has been submitted to the Louisiana State Division of Historic Preservation.
- **Lusher Fortier:** The Part III tax credit application is complete and has been submitted to the Louisiana State Division of Historic Preservation.
- **Easton:** The work is now complete at Easton and the additional cost of the new scope will be added into the Part III tax credit application when prepared.

Item 5. Deliverables Completed

PROJECT UPDATES

PW #19290: AIDB #1402 – Global McCain Facility/Reclassification Analysis

- In December 2017, the Funding Team completed the reconciliation/cross-walk of the Jahncke & Burns (A/E) and the Ellis/Surety (GC) contracts
 - Reconciled all expenditures to OPSB Accounting System (MUNIS) and LouisianaPA.com
- In early January 2018, our Team completed the next phase of the process, which identified any/all expenditures (and associated revenues) that needed to migrate/be reclassified to another funding source (due to the costs being FEMA ineligible and/or funded by another source)
- The Funding Team performed the following
 - Extracted latest MUNIS information
 - Tied/linked all data to our internal tracking mechanisms – to ensure 100% alignment
 - Created multiple high-level summaries to illustrate the amounts that needed reclassification
 - Held a meeting with OPSB staff to walk through the analysis and the reclassification items

Total Reclassification		FROM Fund 22: N0305	
HBSA Health Clinic		McMain HBSA Grant	
Expenses	\$ (627,005.42)	ETI (GC)	\$ 535,529.20
Revenue	\$ 500,000.00		\$ (500,000.00)
Addit. Revenue	\$ 127,005.42		\$ 35,529.20
			Additional Monies Required
		Jahncke and Burns (A/E)	\$ 91,476.22
			\$ -
		Additional Revenue Required	\$ 127,005.42
Gym Ineligible/Exterior Stabilization		McMain Gym/Exterior	
Expenses	\$ (855,666.20)	Jahncke and Burns (A/E)	
Revenue	\$ -	Gym: Ineligible Work	\$ 136,890.94
Addit. Revenue	\$ 855,666.20	Exterior: Ineligible	\$ 718,775.26
			\$ 855,666.20
		Additional Revenue Required	\$ 855,666.20
Total Expenses Reclass	\$ (1,482,671.62)		
Total Revenue Reclass + Addit.	\$ 1,482,671.62		

- In February 2018, the Funding Team received MUNIS accounting codes associated with reclassifying the necessary expenditures and revenues
 - Our Team finalized the overall matrix, incorporating an additional cross-walk (From>>To) – outlining the migration/reclassification amounts
 - Matrix was transmitted to OPSB administration on February 12, 2018

FROM >>>	AMOUNT	P	CHECK	WARRANT	ARCHITECT/ENGINEERING SERVICE	CONSTRUCTION SERVICES	254600IF-545000-N0305	25R0003-445900-N0305 OTHER RESTR GRANTS THRU STAT	VOUCE	VDR NAME/ITEM DESC	COMMENTS
							\$947,142.42	\$535,529.20			
							>>>TO	(\$500,000.00)			
281	\$ 24,591.93	Y	182189	072814-1						'JAHNCKE & BURNS ARCHITECTS LLC	'(22) DESIGN FOR MCMAIN RENO
JE	\$ 24,591.93	Y		0							'ACCRUE FY14 A/P
181	\$ 514,497.27	Y	181753	061814-1	\$412,525.54					'JAHNCKE & BURNS ARCHITECTS LLC	'(22) DESIGN FOR MCMAIN RENO
141	\$ 31,687.04	Y	181329	051414-1	\$3,612.35					'JAHNCKE & BURNS ARCHITECTS LLC	'(22) DESIGN FOR MCMAIN RENO
181	\$ 54,231.27	Y	178860	101813-1	\$46,837.46					'JAHNCKE & BURNS ARCHITECTS LLC	'(22) DESIGN FOR MCMAIN RENO
JEA	\$ (45,643.50)	Y		0							'ACCRUE FY13 AP
231	\$ 45,643.50	Y	177746	072313-3	\$14,449.40					'JAHNCKE & BURNS ARCHITECTS LLC	'(22) DESIGN FOR MCMAIN RENO
JEA	\$ 45,643.50	Y		0							'ACCRUE FY13 AP

PW #19290: AIDB #1395 – Audubon Renovation & Addition: General Contractor = FHP Techtonics Corporation

- During the 1st Quarter 2018, our Team continued the in-depth review/reconciliation of the Audubon Renovation and Addition Project
- While working thru the data, the Funding Team developed/created a new format/matrix to capture the General

Contractor financial data:

- Data ties to the following:
 - Pay Application Data: high-level and granular data (base vs. change order amount submitted during a particular pay period)
 - MUNIS Data: check / check data / invoice date
 - LouisianaPA.com: RRF / payable / receivable / reductions / administrative fee amounts
- Analysis consumed an exorbitant amount of time, as Pay Applications eighteen through twenty-three were nullified, due to non-confirming steel issues
- Justification/rationale for performing such an in-depth analysis
 - 100% transparency/alignment with all financial data
 - Pre-Close-Out Readiness within PW #19290
 - Allowed the Funding Team to prepare an RRF (#252) for \$690k, which was submitted on 1/26/18

Contractor Name:	FHP Technonics Corp																	
Facility Name:	Audubon Renovation & Addition																	
Purchase Order #:	121862																	
Jacobs/CSRS Project #:	2010-0785																	
AIDB #:	1395																	
TOTAL ORIGINAL AMOUNT:	\$12,415,000.00																	
TOTAL CHANGE ORDERS:	\$631,848.90																	
TOTAL PO AMOUNT:	\$13,046,848.90																	
TOTAL PAID:	\$12,966,318.15	Balance Match																
BALANCE:	\$80,530.75	\$80,530.75																
TOTALS																		
	\$12,966,318.15	\$80,530.75																
	\$12,966,318.15	\$12,334,469.25																
	\$621,748.92	\$631,848.90																
	\$24,828.49	\$646,077.41																
	\$12,966,318.15																	
Pay Application #	Contract Sum To Date	Total completed and Stored To Date	Total Earned Less Retainage	Less Previous Payments	Current Payment Due	Balance to Funds: Including Retainage	TOTAL Performed This Period	Base Amount Performed	Base Amt Retainage	Change Order Amt Performed	Change Order Retainage	Retainage Amt Released/Paid	Retainage	Total Amt Paid Formate	Check #	Check Date	Invoice Date	RRF #
1	\$12,415,000.00	\$1,081,058.50	\$54,052.93	\$1,027,005.57	\$0.00	\$1,027,005.57	\$1,081,058.50	\$1,081,058.50	\$54,052.93	\$0.00	\$0.00	\$54,052.93	\$1,027,005.58	174989	11/22/2012	7/31/2012	60	
2	\$12,415,000.00	\$1,306,746.90	\$65,337.35	\$1,241,409.56	\$1,027,005.57	\$214,403.96	\$225,688.40	\$225,688.40	\$11,284.42	\$0.00	\$0.00	\$65,337.35	\$1,241,409.58	174989	11/22/2012	8/31/2012	69	
3	\$12,415,000.00	\$1,423,536.59	\$71,176.83	\$1,352,359.76	\$1,241,409.56	\$110,950.20	\$116,789.69	\$116,789.69	\$5,839.48	\$0.00	\$0.00	\$71,176.83	\$1,352,359.76	174989	11/22/2012	9/30/2012	69	
4	\$12,415,000.00	\$1,470,152.00	\$73,507.60	\$1,396,644.40	\$1,352,359.76	\$44,284.64	\$46,615.41	\$46,615.41	\$2,330.77	\$0.00	\$0.00	\$73,507.60	\$1,396,644.40	175504	11/18/2011	10/31/2011	89	
5	\$12,417,803.64	\$2,001,846.65	\$100,092.28	\$1,901,753.37	\$1,396,644.37	\$505,108.96	\$531,693.64	\$531,693.64	\$26,584.68	\$0.00	\$0.00	\$100,092.28	\$1,901,753.37	175572	1/16/2013	1/7/2013	85	
6	\$12,417,803.64	\$2,421,145.64	\$121,057.28	\$2,300,088.36	\$1,901,753.33	\$398,335.00	\$419,300.00	\$419,300.00	\$20,965.00	\$0.00	\$0.00	\$121,057.28	\$2,300,088.36	175867	2/5/2013	12/31/2012	89	
7	\$12,417,803.64	\$3,337,535.64	\$166,876.78	\$3,170,658.86	\$2,300,088.33	\$870,570.50	\$916,390.00	\$916,390.00	\$45,819.50	\$0.00	\$0.00	\$166,876.78	\$3,170,658.86	176111	3/4/2013	2/20/2013	89	
8	\$12,417,803.64	\$4,206,673.00	\$210,333.65	\$3,996,339.35	\$3,170,658.83	\$825,680.49	\$869,137.36	\$869,137.36	\$44,261.36	\$42,068.07	\$27,876.00	\$210,333.65	\$3,996,339.35	176519	4/10/2013	3/18/2013	89	
9	\$12,415,886.26	\$4,550,058.26	\$227,502.91	\$4,322,555.35	\$3,996,339.32	\$326,216.03	\$343,385.26	\$343,385.26	\$17,018.75	\$3,010.26	\$150.51	\$227,502.91	\$4,322,555.35	176867	5/7/2013	4/29/2013	89	
10	\$12,415,886.26	\$5,133,132.26	\$256,656.66	\$4,876,475.60	\$4,322,555.35	\$553,921.25	\$569,809.66	\$569,809.66	\$15,888.00	\$0.00	\$0.00	\$256,656.66	\$4,876,475.60	177452	6/26/2013	6/6/2013	89	
11	\$12,415,886.26	\$5,638,324.94	\$281,916.25	\$5,356,408.69	\$4,876,475.60	\$479,932.10	\$505,191.68	\$505,191.68	\$23,299.58	\$0.00	\$0.00	\$281,916.25	\$4,876,475.60	177555	7/8/2013	5/31/2013	89	
12	\$12,415,886.26	\$6,123,080.98	\$306,153.05	\$5,816,927.93	\$5,356,408.69	\$460,529.21	\$484,738.04	\$484,738.04	\$24,217.89	\$20,882.82	\$1,019.12	\$306,153.05	\$5,816,927.93	177837	8/8/2013	6/30/2013	89	
13	\$12,415,886.26	\$6,727,814.58	\$336,380.73	\$6,391,433.86	\$5,816,927.93	\$574,505.92	\$604,553.60	\$604,553.60	\$30,227.88	\$0.00	\$0.00	\$336,380.73	\$6,391,433.86	178118	8/28/2013	7/30/2013	99	
14	\$12,415,886.26	\$7,453,001.05	\$372,650.05	\$7,080,351.00	\$6,391,433.85	\$688,917.15	\$724,899.99	\$724,899.99	\$36,245.00	\$486.47	\$24.32	\$372,650.05	\$7,080,351.00	178854	10/25/2013	8/30/2013	107	
15	\$12,415,886.26	\$8,000,112.20	\$400,206.06	\$7,600,915.14	\$7,080,351.00	\$520,564.15	\$551,120.16	\$551,120.16	\$27,556.01	\$0.00	\$0.00	\$400,206.06	\$7,600,915.14	178999	11/5/2013	9/30/2013	110	
16	\$12,415,886.26	\$8,386,150.41	\$419,307.52	\$7,966,842.89	\$7,600,915.15	\$365,927.75	\$382,029.21	\$382,029.21	\$16,101.46	\$0.00	\$0.00	\$419,307.52	\$7,966,842.89	179407	12/10/2013	10/30/2013	114	
17	\$12,417,832.35	\$8,789,204.05	\$439,460.20	\$8,349,743.85	\$7,966,842.90	\$382,900.95	\$403,053.64	\$403,053.64	\$20,152.68	\$0.00	\$0.00	\$439,460.20	\$8,349,743.85	179833	1/30/2014	11/30/2013	115	
18										\$20,877.50								203
19																		203
20																		203
21										\$2,192.85								203
22										\$12,208.92								203
23																		203
24	\$12,876,078.10	\$8,856,454.12	\$442,821.71	\$8,413,632.41	\$8,349,743.85	\$63,888.56	\$67,230.07	\$67,230.07	\$1,150.65	\$44,217.00	\$2,210.85	\$442,821.71	\$8,856,454.12	181599	9/8/2014	6/30/2014	208	
25	\$12,876,078.10	\$9,847,994.84	\$447,354.74	\$9,400,640.10	\$8,413,632.41	\$98,127.69	\$90,860.72	\$90,860.72	\$4,318.00	\$4,900.72	\$213.04	\$447,354.74	\$9,400,640.10	182177	10/1/2014	7/31/2014	208	
26	\$12,876,078.10	\$9,980,382.31	\$449,049.39	\$9,531,332.92	\$9,400,640.10	\$129,692.82	\$131,804.82	\$131,804.82	\$1,635.00	\$1,361.03	\$49.05	\$449,049.39	\$9,531,332.92	182302	10/24/2014	8/31/2014	208	

PW #19290 McMair Building Envelope Interior Paint and Plaster: Amend to an Amendment Request (AIDB #2646)

- Additional interior paint and plaster was added to the McMair Building Envelope Project - AIDB #2646 (AIDB # will remain the same as original Amendment Request)
- The Funding Team coordinated efforts with PM & A/E to obtain the detailed additional scope of work
- Formulated Amendment Request package (Chief Briefing Sheet / Transmittal / Amendment /A-I Checklist / Site Sheet)
- Transmitted final package to Superintendent Dr. Lewis for signature on 2/5/17
- Superintendent Dr. Lewis signed on 2/6/17
- Funding Team transmitted the Amendment Request package to GOHSEP & FEMA on 2/7/17

PW #19290: AIDB #2646 McMair Building Envelope: SHPO/FEMA Review/Comments

- On February 12, 2018, the OPSB/JCSRS received comments/questions from FEMA/EHP related to McMair Building Envelope Project (AIDB #2646)
- Funding Team coordinated/performed the following:
 - Coordinated with C. Spencer Smith to respond to questions accordingly

- C. Spencer Smith reached out to A/E on 2/14/18
 - A/E transmitted draft comments/answers on 2/23/18
 - C. Spencer reviewed and provided some revisions on 2/25/18
 - A/E provided final comments/answers, accompanied by supporting documentation to C. Spencer Smith and JCSRS Team Members on 2/27/18
- All necessary comments/answers/documentation was transmitted/provided to FEMA/EHP on 2/28/18 to continue their review and coordination with SHPO

PW #19290: AIDB #1398 – New MC #35 Philips/Water High School: A/E = Sizeler Thompson Brown Architects

- Funding Team began the comprehensive analysis of the Sizeler Thompson Brown contractual obligations and invoice/payments (invoice tied to Jacobs/CSRS financial data, MUNIS and LouisianaPA.com data)
 - Forty (40) invoices alongside seventeen (17) Amendments
- Analyzed each invoice to determine costs incurred associated with the New Construction vs. Site Remediation vs. Test Pile scope of work (Basic Services + Additional Services)
 - Our Team analyzed what was previously reviewed, submitted and approved/paid in LouisianaPA.com: incorporating all that data/information into the comprehensive matrix
- After completing the data mining / fact finding / segregation of invoice – the Funding Team analyzed what was eligible vs. ineligible (in terms of FEMA – for RRF submissions)
- Once that was exercise was complete, our Team analyzed/began formulating the following:
 - The corrections required to “clean” up previous RRF submissions
 - Cost reasonableness analyses needed to be performed (where GOHSEP previously reduced an RRF – for costs not being reasonable/justified)
 - Two extensive Memorandums were required (for explanation purposes)
- Created a high-level matrix to distinguish/identify what corrections need to be addressed (see below):

69

Required Action List/Items - In Order to Align STB A/E Invoices			
	Invoice #	Positive	Negative
RRF #254	1	3807	\$2,970.00
	2	4005	\$10,060.88
	3	4055	\$2,766.50
	4	4149	\$11,075.63
	5	4609	\$2,781.63
	6	4734	\$1,896.13
	7	5171	\$39,229.57
	8	5744	\$224,074.91
RRF #255	1	4223	\$276,736.14
	2	4439	\$155,189.57
TOTALS		\$294,855.25	\$431,925.71

- Prepared a Cost Analysis to justify/support \$90k in eligible costs: related to Leaa Environmental activities/work in conjunction with the new facility

Cost Reasonableness Related to MC #35 Philips/Waters: Sizeler Thompson Brown Amendment #12: Leaa Environmental, LLC. \$90,774.50 (See Pages 55 thru 62 of Amendment #12)									
		Project #1929 - MC# 35 Philips Waters - New - Sizeler - Approved Amendment No. 12		Contr. 160 - Feb 25, 2014		Kaandra			
School/Facility		MC #35 Philip/Water High School	Avery Alexander	Abrams	MC #42				
PW/AIDB #		PW #19290 AIDB #1398	RSD: PW #13305	PW #19166: AIDB #2327	PW #19116: AIDB #2110				
Envir. Consultant		Leaa	PSI	GEC	USRM	Leaf's Rates Compared			
Position/Rates		Costs in Question				Average Per Position PSI/GEC/USRM	% Variance	BELOW the Average	
Principal		\$120.00	\$170.00	\$204.00	\$193.00	\$189.00	-37%		
Senior Envir. Professional		\$95.00	\$135.00	\$148.00	\$171.00	\$151.33	-37%		
Envir. Professional		\$85.00	\$125.00	\$123.00	\$149.00	\$132.33	-36%		
Envir. Specialist		\$76.50	\$110.00		\$127.00	\$118.50	-35%		
Envir. Scientists		\$65.00	\$125.00	\$133.00	\$127.00	\$128.33	-49%		
Envir. Technician		\$55.00	\$80.00	\$77.00	\$88.00	\$81.67	-33%		
Document Control Spec.		\$45.00	\$65.00	\$62.00		\$63.50	-29%		
Clerical		\$35.00	\$50.00	\$57.00	\$56.00	\$54.33	-36%		

- Composed the two (2) extensive Memorandums: indicating step by step what actions needed to be taken to clear up / accurately segregate eligible vs. ineligible work.

This Memorandum is being written to provide information regarding the submission of PW #19290 **RRF #254**.

NOTE: The corrective actions identified below are noted in **sequential invoice order**, and in the order listed on Contract Work Summary Form encompassed within RRF #254.

Item #1: STBA Invoice #3807
 RRF #130, Expense #363 (as shown below) was reduced by \$2,970.00 due to cost reasonableness. Attached to **RRF #254** you will find a cost analysis, illustrating that after comparing to four (4) similar topographic/boundary survey's, GEC was not only reasonable, but **32% less than** the average. The proposal date, vendor, dollar amount and the first page of the comparable proposals are included with this analysis.

RE: Expense #40
 (Sizler Thompson Brown Architects) Invoice 3807 (ating \$45,758.85) was provided. This invoice is being reduced to \$42,787.85. The remaining \$3,971.00 should have been applied to PW 19115.

Cost reasonableness needs to be established for additional invoices of **the same type**. The **cost reasonableness** or **comparing rates/rates include any** cost proposal for such of the additional invoices. Total to be corrected to cost reasonableness for **RRF #254** is **\$2,970.00**. Vendor: **GEC**.

Cost reasonableness needs to be established for additional invoices of **the same type**. The **cost reasonableness** or **comparing rates/rates include any** cost proposal for such of the additional invoices. Total to be corrected to cost reasonableness for **RRF #254** is **\$2,970.00**. Vendor: **GEC**.

Item #5: STBA Invoice #4609
 RRF #163, Expense #613: The amount of \$2,781.63 was erroneously omitted from RRF #163. The total amount of Invoice #4609 was \$36,727.07, of which **only** \$33,945.45 was submitted, reviewed and approved on RRF #163, leaving a balance of \$2,781.63 (screen shots illustrated below). See Item #2 for detailed rationale and cost reasonableness justification for scope of services. Detailed personnel, hours and rates can be found within Invoice #4609.

#	Type	Vendor	Doc No.	Date	Requested Amount	Eligible Amt
417	Contract Work Summary	Sizler Thompson Brown Architects	4324	Jul 21, 2014	\$47,079.72	\$47,079.72
412	Contract Work Summary	Sizler Thompson Brown Architects	4392	Aug 21, 2014	\$33,945.45	\$33,945.45
414	Contract Work Summary	Sizler Thompson Brown Architects	4609	Sep 21, 2014	\$36,727.07	\$33,945.45
414	Contract Work Summary	Sizler Thompson Brown Architects	4609	Sep 21, 2014	\$36,727.07	\$33,945.45
415	Contract Work Summary	Sizler Thompson Brown Architects	4734	Nov 20, 2014	\$43,200.00	\$43,200.00
Total					\$167,952.66	\$167,952.66

#	Type	Vendor	Doc No.	Date	Requested Amount	Eligible Amt
12	STBA Award Services				\$6,371.80	\$6,371.80
12	STBA Award Services				\$1,000.00	\$1,000.00
12	Landfill Services				\$6,744.20	\$6,744.20
12	Landfill Services				\$7,200.00	\$7,200.00
12	STBA Award Services				\$2,511.00	\$2,511.00
12	STBA Award Services				\$1,882.11	\$1,882.11
12	STBA Award Services				\$3,950.00	\$3,950.00
12	Landfill Services				\$25,738.18	\$25,738.18
12	Landfill Services				\$11,128.27	\$11,128.27
Total					\$81,688.82	\$81,688.82

- All Sizler Thompson Brown invoices and contractual documents have now been reviewed, supported, segregated (eligible vs. ineligible) and all eligible costs (through invoice #5744) have been submitted to date

PW #19290: AIDB #2600 – Benjamin Franklin Elementary School Phase I Renovation: A/E = N-Y Associates, Inc & GC = Construction Masters, Inc.

- The Funding Team extracted MUNIS data to determine which invoices/pay applications had been paid thus far
- Retrieved all relevant Contractual Documentation for both N-Y Associates, Inc and Construction Masters, Inc.
 - N-Y Associates: Procurement + Contract + Amendments
 - Construction Masters: Procurement + Contract + Change Orders
- A/E: N-Y Associates, Inc.: Funding Team created a high-level summary of the basic services + amendments, which was tied to payments/checks
 - Entailed an in-depth review of all contractual documents, to ensure any Amendments were eligible and reasonable (discussed in more depth below)

Basic Services	Amount Budgeted	Invoice #															Total Amount Paid	Balance	
		1	2	3	4	5	6	7	8	9	10	11	12	13	14	15			
Building Assessment	22,210.00	18,626.40																22,210.00	-
Program	11,055.00		9,313.20															11,055.00	-
Schematic Design	22,210.00			18,626.40														22,210.00	-
Construction Documents	88,440.00						37,252.80	37,252.80				9,512.40	4,422.00					88,440.00	-
Bidding and Contract	11,055.00									2,328.30	435.45			8,291.25				11,055.00	-
Construction Phase	55,275.00															2,768.75	5,527.50	8,291.25	46,983.75
Construction Close Out	11,055.00																		11,055.00
	\$221,300.00	\$18,626.40	\$9,313.20	\$18,626.40	\$0	\$37,252.80	\$37,252.80	\$0	\$2,328.30	\$9,144.45	\$0	\$9,512.40	\$4,422.00	\$8,291.25	\$2,768.75	\$5,527.50	\$163,061.25	\$58,038.75	
Amendments	Amount Budgeted																	Total Amount Paid	Balance
(2) Environmental	9,075.00					6,875.00			2,200.00									9,075.00	\$0
(2) Structural	19,872.00					19,872.00												19,872.00	\$0
(3) Wood Windows	52,374.60										\$13,303.15	\$12,884.15	\$23,568.57	\$2,618.73				52,374.60	\$0
	\$81,321.60	\$0	\$0	\$0	\$26,747.00	\$0	\$0	\$2,200.00	\$0	\$13,303.15	\$12,884.15	\$23,568.57	\$2,618.73	\$0	\$0	\$0	\$81,321.60	\$0	
Subtotal	\$302,421.60	\$18,626.40	\$9,313.20	\$18,626.40	\$26,747.00	\$37,252.80	\$37,252.80	\$2,200.00	\$2,328.30	\$22,447.60	\$12,884.15	\$33,080.97	\$7,040.73	\$8,291.25	\$2,768.75	\$5,527.50	\$244,382.85	\$58,038.75	

- During the review of the invoice / contractual documents, the Funding Team prepared a Memorandum (to accompany the RRF), which addressed anticipated questions and cost reasonableness concerns from GOHSEP
 - Amendment #2: Environmental Engineering Work performed = \$9k: illustrated three (3) quotes were obtained and was the lowest cost
 - Amendment #2: Structural Assessment by the Structural Engineer of Record: Funding Team researched, analyzed and obtained comparable rates from four (4) other contracts/vendors: to illustrate cost reasonableness = \$20k

Item 6. Close-Outs Approved & In Pipeline

PROJECT UPDATES

Over the duration of the 1st Quarter 2018, the Jacobs/CSRS Funding Team made progress regarding Closing Out Project Worksheets: Below is the progress regarding OPSB Close-Out information:

1) Project Worksheets Officially Closed in 1st Quarter FY2018

- **Zero (0)** Project Worksheets were officially Closed in the 1st Quarter FY2018
- 985 Closed out of 989 Submitted for Close-Out: as of 3/31/18

2) Close-Out Certificates: 1st Quarter FY2018

- In early February 2018, GOHSEP/GCR contacted the Funding Team; inquiring about seven (7) PWs that were apparently closed on the GOHSEP side, but FEMA advised GOHSEP they were not officially closed on their end
- Funding Team reviewed the list and were also of the understanding, that these PWs had been previously closed
- Coordinated efforts with GOHSEP/GCR to review and finalize the FIR/Close-Out Workbooks/Certificates for the following PWs: 3562, 10133, 11641, 12362, 12761, 12900, and 16094
- All necessary documents were reviewed and finalized between February 9th and February 13th, 2018

3) Close Out Submissions: 1st Quarter FY2018

- **Zero (0)** Project Worksheets were submitted in the 1st Quarter FY2018 for Close-Out
- Below is an overall view of **ALL 998** OPSB PW's as of 3/31/18

Data as of: 3/31/2018



JACOBS / CSRS PROGRAM MANAGEMENT

Category	PW Size	Total Obligated Fed + Admin		Open Project Worksheets		Submitted for Close-Out Project Worksheets		Closed Project Worksheets	
		Open & Closed PW's	# of PW's Open & Closed	# of Open PW's	Total Obligated Fed + Admin Open PW's	# of Close-Out In Progress PW's	Total Obligated Fed + Admin Close-Out In Progress PW's	# of Closed PW's	Total Obligated Fed + Admin Closed PW's
A	S	\$1,854.99	2	0	\$0.00	0	\$0.00	2	\$1,854.99
	L	\$0.00	0	0	\$0.00	0	\$0.00	0	\$0.00
B	S	\$1,258,702.00	139	0	\$0.00	0	\$0.00	139	\$1,258,702.00
	L	\$24,697,394.94	24	2	\$8,889,803.33	1	\$8,379,948.68	21	\$7,427,642.93
E	S	\$1,281,052.16	726	0	\$0.00	0	\$0.00	726	\$1,281,052.16
	L	\$349,274,615.04	71	7	\$314,667,607.83	3	\$34,196,601.40	61	\$410,405.81
G	S	\$0.03	35	0	\$0.00	0	\$0.00	35	\$0.03
	L	\$0.00	1	0	\$0.00	0	\$0.00	1	\$0.00
Grand Total Summary(s)		\$376,513,619.16	998	9	\$323,557,411.16	4	\$42,576,550.08	985	\$10,379,657.92

Category	PW Size	Submitted For Close-Out WITHIN Timeframe		Closed in the Specified Time Frame		Amount PAID Within Time Frame	
		# in Past X Days	Total Obligated Fed + Admin Submitted	# in Past X Days	Total Obligated Fed + Admin Closed	# in Past X Days	Total Obligated Fed + Admin Paid PAYABLE
A	S	0	\$0.00	0	\$0.00	0	\$0.00
	L	0	\$0.00	0	\$0.00	0	\$0.00
B	S	0	\$0.00	0	\$0.00	0	\$0.00
	L	0	\$0.00	0	\$0.00	0	\$0.00
E	S	0	\$0.00	0	\$0.00	0	\$0.00
	L	0	\$0.00	0	\$0.00	0	\$0.00
G	S	0	\$0.00	0	\$0.00	0	\$0.00
	L	0	\$0.00	0	\$0.00	0	\$0.00
		0	\$0.00	0	\$0.00	0	\$0.00

Part II

Item 7. Project Worksheets Reviewed

Listed below (in order reviewed) are the Hurricane Katrina PWs that Jacobs/CSRS reviewed on OPSB's behalf during the 1st Quarter of 2018:

#	PW #	Version	Facility	Category	Scope of Work	PW Amount
1	19289	5	Temporary Facility Locations – Various	B	Temporary Facilities	\$ (185,141.25)

PW #19289 was originally (through version four (4)) captured at a cost of \$8,523,398.65; however, actual costs equated to \$8,338,257.40. The under-run variance of \$31,785.25 was due to a fence lien not paid to contractor and \$153,356.00 was attributed to a lack of supported documentation. In order to align the PW with actual costs / performed work, the under-run variance of \$185,141.25 was captured in Version 5 (close-out version).

Item 8. Summary of FEMA Funding

Work Type	*Eligible Obligated	Federal Amount Paid	Balance
Contents	\$51,358,717.14	\$14,131,923.97	\$37,226,793.17
Debris Removal/Demolition Costs	\$1,854.99	\$1,854.99	\$0.00
Interim Housing	\$13,271.77	\$13,271.77	\$0.00
Labor and Equipment Costs	\$1,410,086.33	\$1,410,086.34	-\$0.01
Management Costs	\$7,951,712.80	\$1,607,284.67	\$6,344,428.13
Permanent Facility Repair	\$4,493,879.23	\$4,497,293.95	-\$3,414.72
Permanent Facility Replacement	\$295,247,051.73	\$264,134,519.11	\$31,112,532.62
Stabilization/Temporary Roof Repair	\$2,612,664.86	\$2,612,666.59	-\$1.73
Temporary Facility and related costs	\$13,424,380.31	\$13,368,966.92	\$55,413.39
Grand Total	\$376,513,619.16	\$301,777,868.31	\$74,735,750.85

NOTE: **"Eligible Obligated" dollars include Sub-Grantee Administration Funding in the amount of \$1,909,022.98*



Appendix C School Map

Appendix C School Map



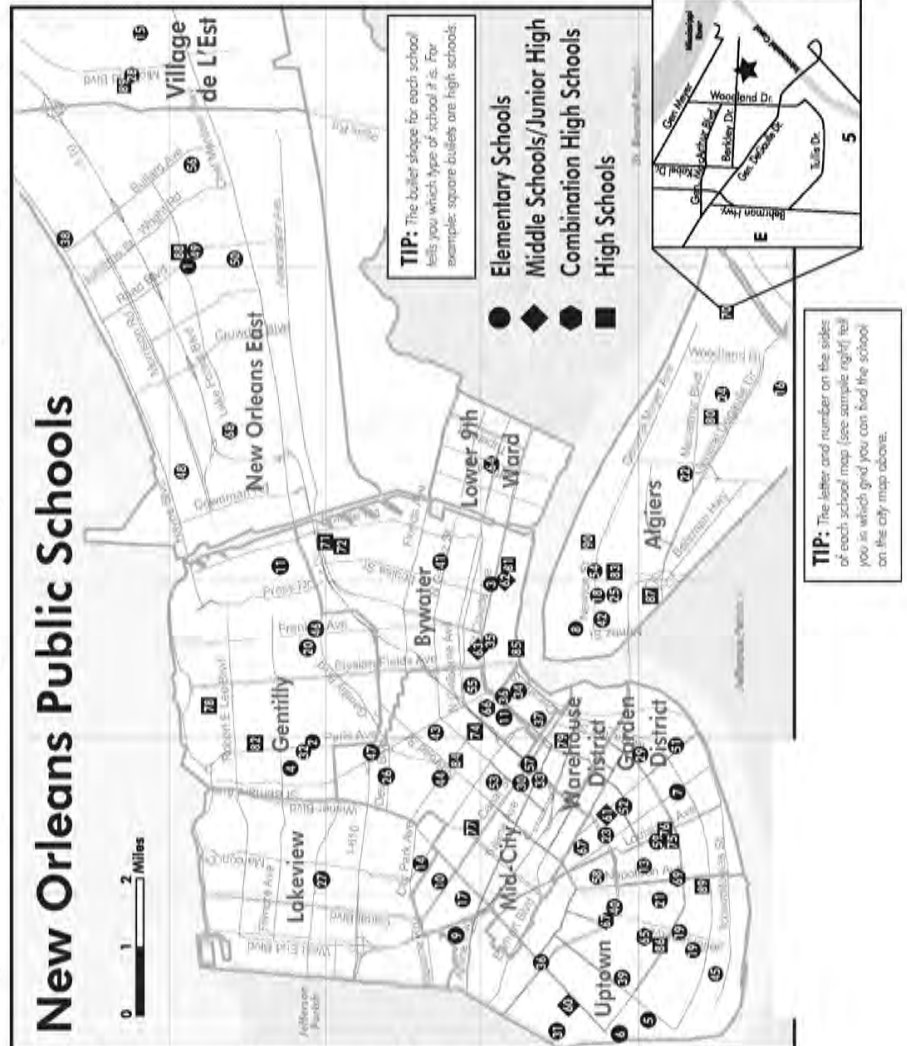
Appendix C

New Orleans Parents' Guide to Public Schools

Spring 2022 Edition

Key to Map of New Orleans Public Schools

- 1 American Elementary School
- 2 AVO Academy of New Orleans
- 3 ARSE Academy
- 4 Artra-Java Charter School
- 5 Audin Charter School
- 6 Bayou Bienvenue Elementary School
- 7 Belle Chasse Arts Academy @ Live Oak School
- 8 North Bayou Charter School
- 9 Mary McLeod Bethune Elementary School
- 10 Pierre A. Goudo Charter School
- 11 Mary Magdalene Elementary School
- 12 Joseph Long Elementary
- 13 Lawrence D. Conder Arts and Technology School
- 14 John D'Amico Community School
- 15 Enslin Charter School
- 16 Dwight Eisenhower Elementary School
- 17 Experience Charter School
- 18 William J. Franck Accelerated Academy
- 19 Benjamin Franklin Elementary Math and Science School (2 locations)
- 20 South Thruway Elementary School
- 21 Sorraia J. Green Charter School
- 22 Fran B. Hezard Elementary School
- 23 Edgar P. Harney Elementary School
- 24 Alva Hicks Evergreen School
- 25 Mary Henderson Elementary School
- 26 Langston Hughes Academy Charter School
- 27 Edward James Charter School
- 28 International Charter School
- 29 International School of Louisiana
- 30 Marie-Jane Community School
- 31 James Madison Johnson Elementary School
- 32 KIPP Bienville Primary
- 33 KIPP Central City Primary
- 34 KIPP McDonogh 15 Primary School
- 35 KIPP New Orleans Leadership Primary
- 36 Lafayette Academy Charter School of New Orleans
- 37 Immaculate Academic of New Orleans
- 38 Louis Pasteur Elementary Charter School
- 39 Lusher Charter School
- 40 Louis-François de La Moignon Orleans
- 41 Benjamin E. West Preparatory School
- 42 McDonogh 32 Urban Academy
- 43 McDonogh 47 Elementary Charter School
- 44 McDonogh City Park Academy
- 45 Archbishop Sabers Academy of New Orleans
- 46 Robert Rouse Motin Charter School
- 47 Robert H. Mason Charter School
- 48 Pike College Prep (for Mixed-Gender)
- 49 Saint T. Bead Elementary School
- 50 Henry Schreuzinger Elementary School
- 51 School Academy @ Louis School
- 52 James B. Scroggins Charter School
- 53 Success Preparatory Academy
- 54 Hersey-Franco Elementary School
- 55 A.P. Tremblay Elementary School
- 56 Francis C. Williams School
- 57 Sylvester Williams College Prep Elementary School
- 58 Andrew H. Wilson Charter School
- 59 Green College Prep Middle School
- 60 KIPP Bienville College Prep
- 61 KIPP Central City Academy
- 62 KIPP McDonogh 15 Middle School
- 63 KIPP New Orleans Leadership Academy
- 64 Dr. Martin Luther King Charter School for Science and Technology
- 65 Luther Charter School
- 66 McDonogh 35 College Preparatory High School
- 67 Eleanor McMillen Secondary School
- 68 Alice-Baker Academy for Mathematics and Business
- 69 Sophie B. Wright Charter School
- 70 Algiers Technology Academy
- 71 Architecture Design Engineering Prep
- 72 George H. Lane High School
- 73 Gaudin Academics (not shown)
- 74 Joseph S. Cox Preparatory High School
- 75 Green College Prep High School
- 76 Walter L. Green Senior High School
- 77 Warren Easton High School
- 78 Bernice Franck High School
- 79 International High School of New Orleans
- 80 Edouard A. Leger High School
- 81 KIPP Renaissance High School
- 82 Lakeview New York Entry College High School
- 83 L.B. Landry High School
- 84 John McDonogh High School
- 85 New Orleans Center for Creative Arts (NOCCA)
- 86 New Orleans Center for Science & Mathematics High School
- 87 New Orleans Military Institute Academy
- 88 St. Academy
- 89 Saint T. Bead High School
- 90 St. Anthony High School



205

27

44