

2017 3rd QUARTER REPORT



Prepared for
Orleans Parish School Board
and
Louisiana Department of Education



Committed to creating a world-class public education system that is child centered and supports the rebuilding of the City of New Orleans



*Avery Alexander Elementary School
Ribbon Cutting and Building Dedication*



*Warren Easton Waterproofing
Construction Continuing*



*John McDonogh High School Renovation, CMAR
Construction Continuing*



*New Karr High School, CMAR
Procurement Phase*



*Benjamin Franklin Elementary School Renovation
Procurement Phase*



*Booker T. Washington High School
Construction Continuing*



Executive Summary

Financial Overview – 1st Quarter Activities 3

Community Outreach Reports

July, 2017. 5
August, 2017.....9
September, 2017 11

Cost Reports

RSD Program Summary Report 14
RSD Program Cost Status Report 15
OPSB Program Summary Report 25
OPSB Program Cost Status Report.. 26

Individual Project Summaries

Recovery School District

Abramson Modular Demo 3..... 31
Andrew Jackson ES – Refurb..... 32
Avery Alexander – New 33
Banneker ES – Refurb34
Bauduit ES Kitchen – Refurb35
Booker T. Washington (New Construction)36
Fischer ES HVAC – Refurb 37

John McDonogh HS - Reno..... 38
Lafayette ES – Refurb 39
Laurel ES - Refurb.. 40
Marshall ES - Refurb. 41
McDonogh 28 ES Flooring – Refurb ... 42
McDonogh 32 ES – Refurb ... 43
New Karr CMAR 44
Schaumburg Roof and Harney Gutter 45
Tubman ES – Reno 46
Village & Reed HVAC Equip. and Fencing 47

Orleans Parish School Board

Mary Bethune ES - Refurb 48
Ben Franklin ES - Reno 49
Warren Easton Courtyard Waterproofing..... 50

Appendix

A-Funding Analysis Progress Reports..... 51
Recovery School District 52
B-Funding Analysis Progress Reports..... 63
Orleans Parish School Board 64
C-School Map.....81



Executive Summary

Financial Overview

The RSD has \$489 million in open contracts for the capital program after issuing \$1.1 million in new contracts, change orders and amendments in September. In addition, the total change orders to date, \$7.5 million, account for one percent (1.77%) of the total open construction contracts. RSD anticipates issuing \$161 thousand in construction contracts/change orders, and \$8.7 million in professional service contracts/amendments in October.

The OPSB has \$232 million in open contracts for the capital program after issuing \$151 thousand in new contracts, change orders and amendments in September. In addition, the total change orders to date, \$9.3 million, account for approximately four percent (4.72%) of the total open construction contracts. OPSB anticipates issuing approximately \$0 thousand in construction contracts/change orders and \$447 thousand in professional service contracts and amendments in October.



Harriet Tubman Elementary School Renovation



Benjamin Franklin Elementary School Renovation



Community Outreach Reports



JULY 2017 (Community Outreach Report)

CONSTRUCTION SITE MONITORING (Demolitions - Renovations - New School Buildings):

Bauduit - Major Renovation

The work on this project continues to progress well. The interior construction has continued throughout the month, as well as windows refurbishments, with an increase on the masonry work near the windows. Although the work station for the site is located next to a neighbor's home, there have been no complaints from the community or community issues near the site this month. The outreach team will continue to monitor parking in the area, as well as any other community issues that may arise near the site.

5

Tubman - Renovation

The work on this project continues to progress. Much of the exterior work continues near the backyard cottage as well as the adjacent streets. During the month, there were concrete pours on the Diana St. side of the property, which required that the street be blocked off multiple times throughout the month. There have been no complaints regarding the street closures. The contractor continues to clean the nearby streets on most days and there have been no issues from the community concerning street maintenance or street closures. The outreach team will closely monitor the site as construction continues.

Avery Alexander - New School

This project is close to completion. The major exterior work is complete and there is some minor interior work continuing throughout the month. Much of the street damage near the site that was caused by the truck traffic continues to be well maintained. The outreach team will monitor the site as construction completes.

Edna Karr – New School

There has been very little activity at the site this month. Willis Carter of the outreach team will continue to monitor the site closely as construction begins in the upcoming weeks.

Lafayette – Major Renovation

This project is progressing. The construction company has been working on the interior of the site, with some exterior work on the refurbished windows taking place as well. Construction on the doors has picked up this month and parking is getting tight on the Belfast St. side, but there have been no complaints from the community. The outreach team will continue to monitor the site as construction continues

A Jackson - Refurbishment

All of the window work at this site is complete and CDW Construction Company has started to clean out the lay down yard. The school began doing major cleaning on the 2nd and 3rd floors, with plans to begin moving back into the classrooms during the 1st week of August. There were no neighborhood complaints reported during the month. The Outreach Team attended three project update meetings.

Laurel - Refurbishment

6

Tuna Construction Company is working at the site until 10 PM in effort to get the site ready for opening day, but it will be delayed due to some construction issues. The contractor is working on windows that need to be completed, as well as doing restroom plumbing on the first floor. The school staff was on site the last week of the month, to set up their classrooms, and prepare to receive students on the first day of school. There were no problems reported during the month. The team attended three project update meetings during the month.

BTW – New School

The demolition work began on the exterior of the auditorium, at Earhart Blvd. and S. Roman streets, but CORE Construction Company has a flagman who is ensuring that there are no traffic issues. Steel is being erected at the site and several community members have expressed excitement and continue to stop by the site to view the progress. The contractor did early morning concrete pours, but there were no complaints reported by members of the community. The construction company has been keeping the streets around the site clean. The Outreach Team attended three project update meetings.

John McDonogh High School – Renovation & Addition

Construction continues at this site and there were several problems reported by the community this month. Sewerage and Water Board cut into the street on the N. Dorgenois side to do some underground work. Mr. Ronald Specht of St. Luke Church called to complain about the mud on the sidewalk by the school, which poses a problem for members of the church who park near the school site to attend service. The outreach team spoke with the site Superintendent, who said he would do his best to make sure the sidewalk is clean on the North Dorgenois Street side of the school. Lately, new workers have been parking in front of the museum, but new parking signs – in English and Spanish – will be placed in the area to reduce the number of vehicles that restrict community parking. The Outreach Team member spoke with one community member who called about work beginning before 7:00 AM. The community member was informed that Sewerage and Water Board was the contractor performing the work. The team attended four project update meetings.

SCHOOL REBUILDING COMMUNITY TELEPHONE INQUIRY LINE – July 2017
(Inquiries)

Inquiry Date	School	Callers Name Phone Email	Inquiry/Resolution
07/07/17	Dunbar	Ms. Brown	Caller left voicemail asking about the status of her claims of damage to her property
07/31/17	Bricolage Academy	Robert Pedescu	Caller wanted to know the timeline and status of construction at the Bricolage site.



AUGUST 2017 (Community Outreach Report)

During the month of August, Bright Moments produced a Ribbon Cutting for the Ernest N. “Dutch” Morial Elementary School. The event was well attended and provided a fitting tribute to our city first African American Mayor.

CONSTRUCTION SITE MONITORING (Demolitions - Renovations - New School Buildings):

Bauduit - Major Renovation

The work on this project continues to progress well. The interior construction has continued throughout the month, as well as windows refurbishments, with an increase on the masonry work near the windows. Although the work station for the site is located next to a neighbor's home, there have been no complaints from the community or community issues near the site this month. The outreach team will continue to monitor parking in the area, as well as any other community issues that may arise near the site.

Tubman - Renovation

The work on this project continues to progress. The majority of the exterior work continues near the backyard cottage as well as the adjacent streets. During the month, there were concrete pours on the Diana St. side of the property, which required that the street be blocked off multiple times throughout the month. There was also groundwork done near the sidewalk and driveway on the residential side of the building. There have been no complaints regarding the street closures. The contractor continues to clean the nearby streets on most days and there have been no issues from the community concerning street maintenance or street closures. The outreach team will closely monitor the site as construction continues.

Avery Alexander - New School

This project is close to total completion. The students are in the building and the school dedication ceremony had to be rescheduled due to inclement weather.

Edna Karr – New School

There has been very little activity at the site this month. Willis Carter of the outreach team will continue to monitor the site closely as construction begins in the upcoming weeks.

Lafayette – Major Renovation

This project is progressing well and students are back in the building this month. The construction company has been working on the interior of the site, with some exterior work on the refurbished windows taking place as well. Construction on the doors continued this month and parking is getting tight on the Belfast St. side, but there have been no complaints from the community. The outreach team will continue to monitor the site as construction continues.

Laurel - Refurbishment

Tuna Construction Company continues to work on the site after school hours. The windows are being installed on the site and the school buses are able to move in and out without any problems. The contractor is working through a plumbing issue that will require cutting into the new slab to address cracks in the underground pipes. The team attended three project update meetings during the month.

A Jackson - Refurbishment

CDW Construction Company recorded substantial completion for this site and is currently working on the punch list. A new fence and gate is being installed on the Terpsichore Street side, and a new gate will be installed by the dumpster pad area. The Outreach Team will monitor this site as the punch list work moves forward. There were no community problems reported this month and the outreach team attended one project update meeting.

BTW - New

The demo work on the Earhart Blvd. side of the building, as well as the concrete work is moving forward without any traffic problems or community complaints. More steel is going up around the site and the contractor did pile driving this month, but kept a vibration monitor onsite during the process. The streets around the site are kept clean and additional subs are working on the site without reported parking problems. The Outreach Team attended three project update meetings.

John McDonogh - Renovation

The window work on the Esplanade side of the school is almost complete and the pile driving work that was taking place on inside the building is now complete. The vibration monitor did not show that there were any problems during this process. The Outreach Team responded to two major complaints this month. Mr. Specht of the St. Luke Church reported that the site equipment caused the pothole on North Dorgenois Street. The Outreach Team explained to the church staff that the construction company cannot make any repairs to the street that were a result of S&WB working in the area. Mr. Sean LaRocca of 2412 North Rocheblave Street reported that there was machinery movement before 7 am. The Outreach Team informed the resident that his concern would be reported to the site superintendent. In addition, some of the new subs have been parking in the driveway on the Esplanade Ave. side of the school and the Site Superintendent was also informed that the workers are leaving trash around the site after lunch. The Outreach Team attended three project update meetings.

Abramson 3 Modular - Demo

The work at this demo site will begin the first week in September 2017. One project update meeting was held.



**SEPTEMBER 2017
(Community Outreach Report)**

In addition to monitoring school construction and interfacing with community concerns, Bright Moments produced two Ribbon Cutting events for Abrams and Avery Alexander schools during the month of September. We also began planning for the Construction Industry Day event to be held on October 28th.

CONSTRUCTION SITE MONITORING (Demolitions - Renovations - New School Buildings):

Bauduit - Major Renovation

The work on this project continues to progress well. The interior construction has continued throughout the month, as well as windows refurbishments, with an increase on the masonry work near the windows. The construction company continued working along the back entrance of the building near the service area, and will construct the driveway in that area in the upcoming weeks. The nearby resident, whose garden will be removed for the driveway, was informed of the construction in an earlier stage of the project. There have been no community issues at this site. The outreach team will continue to monitor the site as construction continues.

11

Tubman - Renovation

The work on this project continues to progress. Interior work continued throughout the building, and additional groundwork was done near the sidewalk and driveway on the residential side of the building. The Diana St. side still has the temporary gravel patchwork from the contractor to assist with the street damage. In front of the building, there are mounds of dirt on the site, which causes the site and adjacent streets to be muddy at times. The contractor does a good job of maintaining the nearby streets and there have been no complaints from residents regarding the street closures or street maintenance. The outreach team will closely monitor the site as construction continues.

Avery Alexander - New School

This project is close to total completion.

Edna Karr – New School

This project is just starting to move forward. The community received notice that there would be test piles driven this month and the site is being prepped for major construction to begin in the upcoming weeks. To date, there have been no complaints. Willis Carter of the outreach team will continue to monitor the site closely as construction begins.

Lafayette – Major Renovation

This project continues to progress well. The contractor has been doing exterior work, concentrating on the refurbished windows and doors, along with some of the molding material arounds the windows as well. The contractor performed landscaping work at the site this month, and the potential remains for parking to be a major issue. To date, there have been no complaints and the outreach team will continue to monitor the site and follow up should any community issues arise.

Thurgood Marshal - Refurbishment

Blanchard Mechanical Contractor has started work at this site, including interior demolition. The Outreach Team walked the neighborhood to get a feel for the community and had a meeting with the Superintendent to explain the role of the Outreach Team. As a part of that process, the Outreach Team informed the contractor that they need to investigate taking photos of the homes around the site before pile driving begins, and indicated that they should pay close attention to parking in the neighborhood. There have been no neighborhood concerns reported at this time, and the Outreach Team attended two project up-date meetings.

Abramson - Demo

The work is moving forward on this project with no community problems reported during the month. Unlimited Construction indicated that they will be working on Saturdays. The team informed the construction company that if they do work on a Sunday, they will need to inform Greater St. Stephens church that the trucks will not be using the road next to the church. The team attended two project update meetings.

12

John Mc Donogh - Renovation

Construction continues to progress at this site and the work at the front entrance on the Esplanade Street side of the school should be complete by the end of the month. There were a few complaints reported about this site during the month. Mrs. Beverly McKenna reported that cars were parking in front of her business and that she needs that parking space for her tour busses on Wednesday. The site superintendent will make sure that no workers park in that area. At least 48 hours prior, CORE Construction notified the community that there would be an early morning concrete pour. There was one complaint reported about the 2 am pour. Another community member, who did not give his name, also complained about the pothole on North Dorgenois. The community member was informed that the pothole is a result of work being performed by the Sewerage and Water Board and therefore, could not do anything to resolve the issue. The team attended two project up-date meetings.

BTW - New

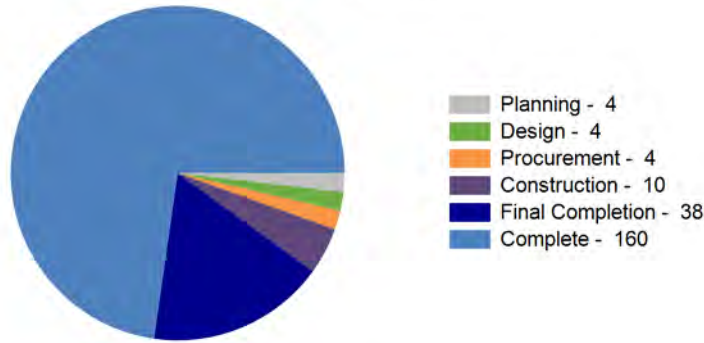
The pile driving at the site is complete and the demo work on the exterior of the auditorium is moving forward without any traffic problems on Earhart Blvd. There are new subs on the site, but there have not been any parking issues reported. Core Construction keeps the area around the site clean and there were no neighborhood problems reported during the month. However, there was an incident report a few blocks from the site where an eighteen-wheeler working the site went the wrong way and side swiped a car. The community member and the truck driver exchanged insurance information and there has been no additional communication from the

community member. The neighborhood is excited about the progress of construction and community members have been visiting the site to watch the steel go up on the building. The team attended two project up-date meetings.

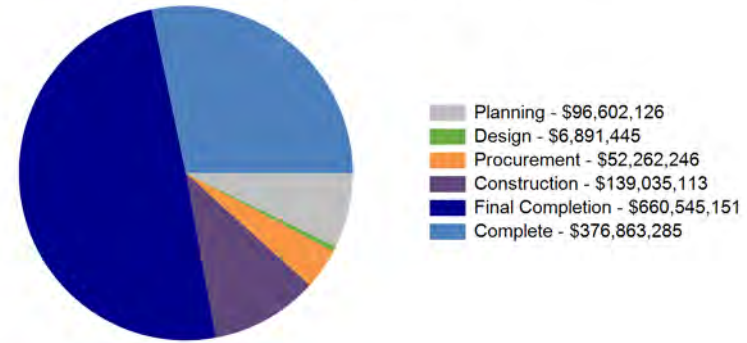
Laurel - Refurbishment

Tuna Construction Company shifted its working hours back to 7 am – 4 pm. The issue with the pipe has been resolved and the slab has been poured. There have been no community complaints or traffic issues around the site. The Outreach Team has been networking with a few of the community members and attended three project update meetings during the month.

Number of Projects by Phase

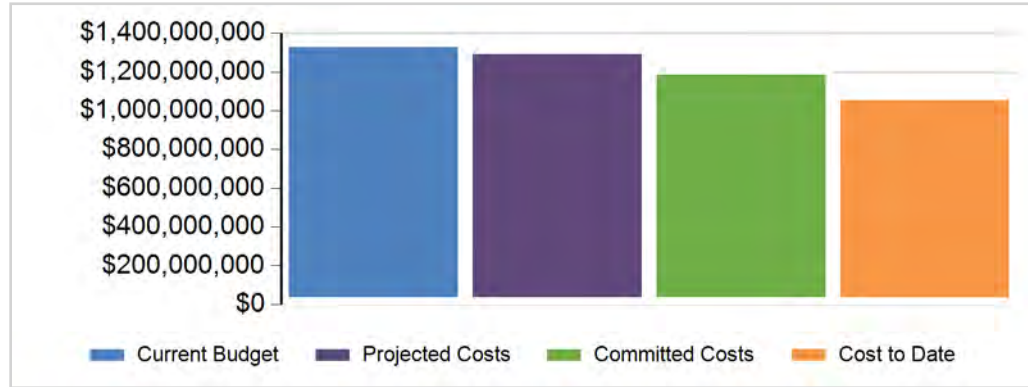


Value of Projects by Phase



Project Phase	Number of Projects	Budget Adopted 2011	Current Budget	Committed Costs	Cost To Date	UnCommitted Costs	Projected Cost	Projected (Under) Over
Planning	4	\$87,259,052	\$106,471,546	\$6,519,968	\$19,549	\$90,082,158	\$96,602,126	(\$9,869,420)
Design	4	\$0	\$8,300,824	\$933,378	\$386,314	\$5,958,067	\$6,891,445	(\$1,409,379)
Procurement	4	\$48,918,532	\$53,369,838	\$49,093,968	\$658,412	\$3,157,525	\$52,262,246	(\$1,107,592)
Construction	10	\$130,797,733	\$146,992,985	\$138,503,527	\$65,271,953	\$650	\$139,035,113	(\$7,957,872)
Final Completion	38	\$562,017,484	\$670,365,534	\$653,865,091	\$648,832,349	\$3,592,958	\$660,545,151	(\$9,820,383)
Complete	160	\$394,659,748	\$382,361,356	\$376,460,747	\$375,900,221	\$354,463	\$376,863,285	(\$5,498,072)
Total	220	\$1,223,652,549	\$1,367,862,083	\$1,225,376,679	\$1,091,068,798	\$103,145,820	\$1,332,199,366	(\$35,662,717)

RSD - Program Cost Status



Project Name	Budget Adopted 2011	Current Budget	Committed Costs	Cost To Date	UnCommitted Costs	Projected Cost	Projected (Under) Over
A Jackson ES - Refurb	\$4,135,688	\$3,227,608	\$3,143,396	\$3,117,025	\$0	\$3,498,002	\$270,394
Abrams ES - New	\$25,507,738	\$34,547,291	\$33,973,771	\$33,758,115	\$0	\$34,021,962	(\$525,329)
Abramson Modular Demolition Phase 3	\$248,000	\$380,695	\$317,250	\$138,600	\$0	\$317,250	(\$63,445)
Avery Alexander ES - New	\$25,877,738	\$33,130,221	\$32,216,031	\$31,895,063	\$0	\$32,843,341	(\$286,879)
Banneker ES / Wheatley - Kitch (Land Banked)	\$0	\$526,803	\$392,367	\$370,588	\$0	\$392,367	(\$134,436)
Bauduit ES - Refurb	\$3,341,966	\$3,249,803	\$3,270,149	\$2,930,578	\$0	\$3,371,513	\$121,710
Behrman Elementary School CMaR	\$25,507,738	\$39,646,019	\$2,345,881	\$0	\$34,362,496	\$36,708,377	(\$2,937,642)
Booker T. Washington - New	\$55,144,993	\$70,329,905	\$65,594,762	\$19,758,323	\$0	\$65,603,812	(\$4,726,093)
Career Technical Education High School at Kerlerec Street CMaR	\$28,973,626	\$31,610,728	\$2,198,720	\$0	\$25,288,870	\$27,487,590	(\$4,123,138)
Carver HS - New D/B	\$48,267,646	\$52,657,517	\$50,800,092	\$50,706,867	\$0	\$50,875,772	(\$1,781,745)
Clark HS - Assessment	\$0	\$45,150	\$45,150	\$45,150	\$0	\$45,150	\$0
Coghill Modular Demolition	\$0	\$538,081	\$48,200	\$29,039	\$407,801	\$456,001	(\$82,080)
Crossman ES - Kitch	\$0	\$450,645	\$407,479	\$389,878	\$0	\$414,878	(\$35,767)
Douglass HS - Sci Lab	\$0	\$1,783,780	\$1,838,822	\$1,771,694	\$0	\$1,838,822	\$55,042

RSD - Program Cost Status

Project Name	Budget Adopted 2011	Current Budget	Committed Costs	Cost To Date	UnCommitted Costs	Projected Cost	Projected (Under) Over
Eisenhower ES - Refurb	\$915,687	\$1,960,074	\$1,739,797	\$1,730,141	\$0	\$1,739,797	(\$220,277)
Fischer ES HVAC Replacement	\$0	\$602,670	\$481,260	\$480,720	\$0	\$481,260	(\$121,410)
Fischer ES-Refurb	\$0	\$3,548,158	\$2,971,032	\$2,905,521	\$120,000	\$3,116,578	(\$431,580)
Frantz Renovation and Addition	\$24,675,669	\$23,815,850	\$23,879,166	\$23,487,286	\$800,000	\$24,830,070	\$1,014,220
Gaudet ES-Refurb	\$0	\$3,407,048	\$3,070,402	\$2,970,637	(\$9,376)	\$3,061,026	(\$346,022)
Green MS - Refurb Phase I & Phase II	\$5,018,143	\$7,786,131	\$7,281,453	\$7,213,160	\$0	\$7,256,725	(\$529,406)
Habans ES - New D/B	\$25,836,662	\$32,360,584	\$31,135,521	\$30,825,755	\$0	\$31,135,521	(\$1,225,063)
John McDonogh HS - Reno	\$35,181,586	\$36,756,115	\$36,182,388	\$21,470,095	\$0	\$36,182,388	(\$573,727)
Johnson ES - Refurb	\$0	\$3,180,479	\$172,907	\$110,547	\$2,269,702	\$2,442,609	(\$737,870)
Lafayette ES - Refurb	\$0	\$4,907,054	\$3,039,378	\$2,621,379	\$1,464,284	\$5,648,520	\$741,466
Laurel ES - Refurb	\$6,851,839	\$7,258,301	\$6,498,371	\$6,253,053	\$424	\$6,616,064	(\$642,237)
Lawless HS - New	\$35,582,027	\$40,527,805	\$39,858,847	\$39,595,252	\$0	\$39,858,847	(\$668,958)
Live Oak ES - Refurb	\$0	\$9,336,941	\$8,760,254	\$8,684,730	\$101,565	\$8,868,918	(\$468,023)
Livg and Schw - Modul Demo	\$0	\$425,804	\$447,128	\$395,887	\$0	\$447,128	\$21,324
Marshall ES - Refurb	\$5,088,149	\$6,249,479	\$5,288,182	\$517,040	\$0	\$5,491,224	(\$758,255)
McDonogh 28 - Flooring Renovation	\$0	\$1,015,077	\$517,052	\$500,530	\$360,478	\$865,910	(\$149,167)
McDonogh 28 ES - Kitch	\$0	\$268,034	\$22,926	\$22,926	\$206,292	\$229,218	(\$38,816)
McDonogh 28 ES - Refurb	\$3,314,390	\$3,131,261	\$2,823,064	\$2,823,064	\$0	\$2,823,064	(\$308,197)
McDonogh 32 ES - Refurb	\$0	\$4,529,229	\$706,294	\$234,091	\$3,233,276	\$3,939,570	(\$589,659)
McDonogh 7 ES - Refurb	\$2,553,452	\$2,550,536	\$19,549	\$19,549	\$2,141,922	\$2,161,471	(\$389,065)
Morial ES - New	\$25,417,080	\$36,092,603	\$35,507,157	\$35,271,175	\$0	\$35,609,418	(\$483,185)
New Cohen High School CMaR	\$30,224,236	\$32,664,263	\$1,955,818	\$0	\$28,288,870	\$30,244,688	(\$2,419,575)
New Karr CMAR	\$48,918,532	\$49,549,591	\$48,857,837	\$509,447	\$0	\$48,857,837	(\$691,754)
NO East HS @Abramson - New	\$23,453,718	\$31,014,950	\$30,437,859	\$30,435,624	\$0	\$30,435,624	(\$579,326)
Sarah T. Reed Modular Demolition	\$0	\$323,082	\$31,251	\$18,751	\$248,797	\$280,048	(\$43,034)

RSD - Program Cost Status

Project Name	Budget Adopted 2011	Current Budget	Committed Costs	Cost To Date	UnCommitted Costs	Projected Cost	Projected (Under) Over
Schaumburg Roof	\$0	\$1,453,451	\$134,311	\$89,306	\$1,106,811	\$1,251,875	(\$201,576)
Sherwood Forest ES - New D/B	\$25,507,738	\$31,296,996	\$30,019,231	\$28,292,123	\$0	\$30,027,709	(\$1,269,287)
Sophie B Wright HS - Reno	\$24,889,834	\$30,321,158	\$29,517,261	\$29,117,001	\$17,167	\$30,197,467	(\$123,691)
Tubman ES - Reno	\$22,222,469	\$17,634,327	\$16,886,959	\$10,900,353	\$0	\$16,899,403	(\$734,924)
Village de L'Est ES - Environmental	\$0	\$1,828,715	\$53,620	\$30,620	\$1,642,913	\$1,696,533	(\$132,182)
Village de L'Est ES - Refurb	\$2,718,731	\$2,713,066	\$2,436,289	\$2,386,275	\$33	\$2,500,306	(\$212,760)
Village de l'Est, Sarah T. Reed, Rosenwald HVAC Equipment/Fencing	\$0	\$1,894,491	\$1,636,811	\$547,047	\$193	\$1,660,787	(\$233,704)
Active RSD Total:	\$565,375,075	\$702,527,566	\$568,961,442	\$435,370,006	\$102,052,518	\$674,732,438	(\$27,795,128)
Project Name	Budget Adopted 2011	Current Budget	Committed Costs	Cost To Date	UnCommitted Costs	Projected Cost	Projected (Under) Over
A Jackson ES - Kitch	\$0	\$16,133	\$16,133	\$16,133	\$0	\$16,133	\$0
Abramson and Carver Mod Demo	\$0	\$1,120,031	\$1,146,462	\$1,146,462	\$0	\$1,146,462	\$26,431
Agnes Bauduit (Boiler)	\$75,000	\$66,823	\$66,823	\$66,823	\$0	\$66,823	\$0
Allen Elementary (Roof)	\$433,326	\$608,790	\$608,790	\$608,790	\$0	\$608,790	\$0
Allen ES - Kitch	\$0	\$214,052	\$191,831	\$191,831	\$0	\$191,831	(\$22,221)
Allen ES - Refurb	\$5,012,155	\$2,095,062	\$2,021,574	\$1,733,839	\$6,225	\$2,027,799	(\$67,263)
Armstrong (Mothballing)	\$606,665	\$593,695	\$517,592	\$517,592	\$0	\$517,592	(\$76,103)
Augustine (Mothballing)	\$821,059	\$881,126	\$898,585	\$898,585	\$0	\$898,585	\$17,459
Augustine (Roof)	\$495,101	\$395,482	\$395,482	\$395,482	\$0	\$395,482	\$0
Avery-Alexander-Demo	\$500,000	\$558,210	\$558,210	\$558,210	\$0	\$558,210	\$0
BAS Integration	\$229,369	\$639,034	\$623,575	\$623,575	\$0	\$623,575	(\$15,459)
Behrman (Roof)	\$1,400,000	\$778,319	\$778,319	\$778,319	\$0	\$778,319	\$0
Bell and Mondy - Demo (Land Banked)	\$0	\$54,971	\$51,412	\$51,412	\$0	\$51,412	(\$3,559)
Bell JH (Mothballing) (Land Banked)	\$842,568	\$3,259,362	\$3,282,529	\$3,196,664	\$0	\$3,282,529	\$23,167

RSD - Program Cost Status

Project Name	Budget Adopted 2011	Current Budget	Committed Costs	Cost To Date	UnCommitted Costs	Projected Cost	Projected (Under) Over
Bell JH (Phase 1-Roof)	\$2,140,855	\$2,141,909	\$1,786,576	\$1,786,576	\$0	\$1,786,576	(\$355,334)
Bell JH (Shoring)	\$1,256,095	\$2,059,520	\$2,137,859	\$2,137,859	\$0	\$2,137,859	\$78,339
Bell JH-Demo	\$98,522	\$6,275	\$6,276	\$6,276	\$0	\$6,276	\$0
Bienville Elementary (New Construction)	\$21,647,863	\$21,311,556	\$21,311,556	\$21,311,556	\$0	\$21,311,556	\$0
Bienville School-Demo	\$353,931	\$312,259	\$312,259	\$312,259	\$0	\$312,259	\$0
Booker T. Washington - HABS	\$35,804	\$37,351	\$37,351	\$37,351	\$0	\$37,351	\$0
Booker T. Washington (Lockout/Tagout)	\$5,000	\$7,000	\$7,000	\$7,000	\$0	\$7,000	\$0
Booker T. Washington (Renovation)	\$4,378,855	\$687,598	\$687,598	\$687,598	\$0	\$687,598	\$0
Booker T. Washington-Demo	\$960,633	\$1,170,159	\$1,059,566	\$1,059,566	\$0	\$1,059,566	(\$110,594)
Bradley ES - New	\$24,657,771	\$28,996,861	\$27,566,851	\$27,566,851	\$0	\$27,614,926	(\$1,381,935)
Bradley ES-Demo	\$500,000	\$322,365	\$322,365	\$322,365	\$0	\$322,365	\$0
Bundy Rd Swing Space - Reno	\$49,195	\$49,195	\$49,195	\$49,195	\$0	\$49,195	\$0
Carbon Credit Energy Conservation Measures	\$373,166	\$432,130	\$432,130	\$432,130	\$0	\$432,130	\$0
Carver - Demo	\$500,000	\$2,047,871	\$2,047,871	\$2,047,871	\$0	\$2,047,871	\$0
Carver HS (New Construction)	\$8,298,170	\$2,949,809	\$2,949,809	\$2,949,809	\$0	\$2,949,809	\$0
Chester-Demo	\$500,000	\$242,790	\$242,790	\$242,790	\$0	\$242,790	\$0
Clark High School	\$34,316	\$22,870	\$22,870	\$22,870	\$0	\$22,870	\$0
Cohen (HVAC)	\$338,928	\$561,189	\$655,069	\$655,069	\$0	\$655,069	\$93,880
Cohen HS - Kitch (Land Banked)	\$0	\$499,442	\$72,706	\$53,175	\$368,237	\$440,943	(\$58,499)
Cohen HS (Early Childhood Center)	\$338,406	\$0	\$0	\$0	\$0	\$0	\$0
Cohen HS Health Clinic	\$622,466	\$584,226	\$584,226	\$584,226	\$0	\$584,226	\$0
Colton (Select and Exploratory Demo)	\$847,318	\$847,318	\$847,318	\$847,318	\$0	\$847,318	\$0
Colton (Renovation)	\$32,846,878	\$32,052,156	\$30,187,513	\$30,184,414	\$0	\$30,187,513	(\$1,864,643)
Craig (Canopies)	\$46,522	\$46,142	\$46,142	\$46,142	\$0	\$46,142	\$0
Craig Construction	\$14,110,548	\$15,899,637	\$15,899,637	\$15,899,637	\$0	\$15,899,637	\$0

RSD - Program Cost Status

Project Name	Budget Adopted 2011	Current Budget	Committed Costs	Cost To Date	UnCommitted Costs	Projected Cost	Projected (Under) Over
Craig Demolition	\$1,173,116	\$724,994	\$724,994	\$724,994	\$0	\$724,994	\$0
Craig ES Elevator	\$69,436	\$148,864	\$148,864	\$148,864	\$0	\$148,864	\$0
Crocker Demolition	\$661,961	\$662,483	\$499,418	\$451,943	\$163,065	\$620,003	(\$42,480)
Crocker Construction	\$21,344,462	\$21,313,773	\$24,249,579	\$24,183,534	\$11,111	\$24,261,654	\$2,947,881
Crocker Reno and Select Demo	\$1,184,853	\$1,143,249	\$1,132,554	\$1,143,249	\$0	\$1,132,554	(\$10,695)
Crossman ES - Refurb	\$517,269	\$347,106	\$300,806	\$300,806	\$0	\$300,806	(\$46,300)
Demolition 1 (Abrams ES, Abramson HS, Coghill ES, Morial ES)	\$2,119,395	\$1,982,789	\$1,982,789	\$1,982,789	\$0	\$1,982,789	\$0
Demolition 2 (Edwards ES, Hardin ES, Lawless ES, Lockett ES)	\$1,910,553	\$1,772,363	\$1,772,363	\$1,772,363	\$0	\$1,772,363	\$0
Demolition 3 (Lake Area MS, LB Landry HS)	\$1,648,188	\$1,499,413	\$1,499,413	\$1,499,413	\$0	\$1,499,413	\$0
Demolition 4 (Temporary and Modular Buildings)	\$564,909	\$541,858	\$541,858	\$541,858	\$0	\$541,858	\$0
Derham-Demo	\$1,000,000	\$922,312	\$922,312	\$922,312	\$0	\$922,312	\$0
Dibert ES (Roof)	\$111,556	\$31,710	\$31,710	\$31,710	\$0	\$31,710	\$0
Douglass HS - Refurb	\$0	\$11,322,378	\$10,514,467	\$10,514,467	\$0	\$10,514,467	(\$807,911)
Douglass HS - Reno I	\$1,013,391	\$1,013,391	\$1,013,391	\$1,013,391	\$0	\$1,013,391	\$0
Douglass HS (Boiler Roof)	\$2,354	\$2,354	\$2,354	\$2,354	\$0	\$2,354	\$0
Douglass HS (Replace Under Floor Utilities)	\$32,529	\$28,620	\$28,620	\$28,620	\$0	\$28,620	\$0
Douglass HS (Switchgear)	\$588,000	\$323,100	\$323,100	\$323,100	\$0	\$323,100	\$0
Drew ES - Reno	\$19,661,993	\$18,629,828	\$18,054,135	\$18,047,118	\$0	\$18,079,135	(\$550,693)
Drew ES (Roof)	\$413,901	\$385,931	\$385,931	\$385,931	\$0	\$385,931	\$0
Dunbar ES - New	\$22,377,778	\$27,894,614	\$26,603,774	\$26,602,758	\$83,329	\$26,687,103	(\$1,207,511)
Dunbar-Demo	\$500,000	\$272,604	\$272,604	\$272,604	\$0	\$272,604	\$0
Edison ES-Demo	\$500,000	\$572,229	\$572,229	\$572,229	\$0	\$572,229	\$0
Eisenhower ES - Kitch	\$0	\$240,089	\$244,342	\$244,342	\$0	\$244,342	\$4,253
Environmental Testing At 13 Schools	\$52,130	\$98,762	\$98,762	\$98,762	\$0	\$98,762	\$0

RSD - Program Cost Status

Project Name	Budget Adopted 2011	Current Budget	Committed Costs	Cost To Date	UnCommitted Costs	Projected Cost	Projected (Under) Over
Fannie C Williams - Mod Demo	\$363,633	\$70,208	\$70,208	\$70,208	\$0	\$70,208	\$0
Fannie C. Williams Construction	\$24,271,336	\$25,308,508	\$25,846,437	\$25,845,541	\$0	\$25,846,437	\$537,930
Fannie C. Williams Reno and Demo	\$819,389	\$726,817	\$726,817	\$726,817	\$0	\$726,817	\$0
Fischer ES - Assessment	\$0	\$28,074	\$28,074	\$28,074	\$0	\$28,074	\$0
Fisk-Howard ES - New	\$25,145,449	\$29,199,367	\$28,291,294	\$28,377,520	\$0	\$28,291,294	(\$908,073)
Fisk-Howard-Demo	\$550,000	\$469,576	\$469,576	\$469,576	\$0	\$469,576	\$0
Frantz Environmental and Demolition	\$603,495	\$440,110	\$440,110	\$440,110	\$0	\$440,110	\$0
Frantz Roof Replacement	\$905,403	\$273,145	\$304,974	\$297,779	\$0	\$304,974	\$31,829
Gaudet ES - Assessment	\$0	\$28,799	\$28,799	\$28,799	\$0	\$28,799	\$0
Gaudet/Lake Forest ES (Roof)	\$416,274	\$416,802	\$331,984	\$331,984	\$0	\$331,984	(\$84,818)
Gentilly Terrace ES - Kitch	\$0	\$14,032	\$14,032	\$14,032	\$0	\$14,032	\$0
Gentilly Terrace ES - Refurb	\$2,210,048	\$1,246,805	\$1,246,805	\$1,246,805	\$0	\$1,246,805	\$0
Gentilly Terrace ES (Roof)	\$56,198	\$76,575	\$69,575	\$69,575	\$0	\$69,575	(\$7,000)
Gordon-Demo	\$500,000	\$253,111	\$253,111	\$253,111	\$0	\$253,111	\$0
Gregory and Abramson Mod Demo	\$0	\$412,745	\$333,746	\$333,746	\$0	\$333,746	(\$78,999)
Gregory-Demo	\$1,000,000	\$1,000,000	\$512,002	\$512,002	(\$20,000)	\$492,002	(\$507,997)
Guste ES	\$2,840,872	\$12,643,953	\$12,643,953	\$12,643,953	\$0	\$12,643,953	\$0
Guste ES (New Roof and Elevator)	\$815,624	\$1,201,487	\$1,201,487	\$1,201,487	\$0	\$1,201,487	\$0
Guste Science Lab	\$250,298	\$319,382	\$319,382	\$319,382	\$0	\$319,382	\$0
Haley (Mothballing)	\$276,023	\$567,998	\$578,895	\$578,895	\$0	\$578,895	\$10,897
Haley-Demo	\$98,754	\$95,998	\$95,998	\$95,998	\$0	\$95,998	\$0
Hansberry (Mothballing)	\$839,129	\$657,405	\$670,184	\$670,184	\$0	\$670,184	\$12,779
Hardin and Morial (Fence)	\$133,895	\$69,800	\$69,800	\$69,800	\$0	\$69,800	\$0
Harney ES - Refurb	\$1,808,660	\$885,936	\$534,064	\$534,064	\$0	\$534,064	(\$351,872)
Henderson (Roof)	\$276,023	\$276,023	\$75,166	\$75,166	\$0	\$75,166	(\$200,858)

RSD - Program Cost Status

Project Name	Budget Adopted 2011	Current Budget	Committed Costs	Cost To Date	UnCommitted Costs	Projected Cost	Projected (Under) Over
Hoffman-Demo	\$500,000	\$330,086	\$330,086	\$330,086	\$0	\$330,086	\$0
Holy Cross Modular Relocation	\$2,178,783	\$4,111,056	\$4,111,056	\$4,111,056	\$0	\$4,111,056	\$0
Jackson K-8 Solar Panels	\$250,000	\$163,585	\$163,585	\$163,585	\$0	\$163,585	\$0
Jeff (Mothballing)	\$432,573	\$432,573	\$335,665	\$335,665	\$0	\$335,665	(\$96,908)
John McDonogh HS (Bleachers)	\$323,463	\$279,898	\$279,898	\$279,898	\$0	\$279,898	\$0
John McDonogh Senior High (Roof)	\$778,490	\$538,845	\$538,845	\$538,845	\$0	\$538,845	\$0
Johnson Elementary (Roof)	\$464,880	\$500,782	\$500,781	\$500,781	\$0	\$500,781	(\$1)
Johnson ES - Assessment	\$0	\$30,809	\$30,809	\$30,809	\$0	\$30,809	\$0
Jones (Mothballing)	\$1,124,184	\$904,624	\$920,795	\$920,795	\$0	\$920,795	\$16,171
Jordan-Demo	\$500,000	\$528,007	\$236,339	\$214,631	\$291,668	\$528,007	\$0
Kennedy Mod Demo	\$0	\$119,008	\$78,629	\$78,629	\$0	\$78,629	(\$40,379)
Kennedy Modular Relocation-Coghill Campus	\$549,927	\$886,678	\$886,678	\$886,678	\$0	\$886,678	\$0
Kennedy Modular Relocation-Schwarz Campus	\$2,176,044	\$1,273,197	\$1,273,197	\$1,273,197	\$0	\$1,273,197	\$0
Kennedy-Demo	\$1,000,000	\$833,565	\$833,565	\$833,565	\$0	\$833,565	\$0
Lafayette (New Roof and Masonry Repairs)	\$1,071,174	\$1,071,174	\$928,647	\$928,647	\$0	\$928,647	(\$142,527)
Lafayette ES - Assessment	\$0	\$20,556	\$20,556	\$20,556	\$0	\$20,556	\$0
Lafon Interpretive Display	\$57,571	\$172,035	\$172,035	\$172,035	\$0	\$172,035	\$0
Lafon-Demo	\$500,000	\$281,530	\$281,530	\$281,530	\$0	\$281,530	\$0
Lake Area HS	\$38,923,536	\$39,622,512	\$39,622,512	\$39,622,512	\$0	\$39,622,512	\$0
Langston Hughes - Dumpster Pad	\$91,522	\$49,022	\$49,031	\$49,031	\$0	\$49,031	\$9
Langston Hughes ES	\$29,915,546	\$30,034,537	\$30,034,537	\$30,034,537	\$0	\$30,034,537	\$0
Langston Hughes Mod Rmvl and Restore	\$1,101,260	\$715,529	\$715,529	\$715,529	\$0	\$715,529	\$0
Lawless (Fence)	\$78,749	\$57,932	\$58,393	\$58,393	\$0	\$58,393	\$461
LB Landry HS	\$56,531,571	\$60,403,034	\$60,403,034	\$60,403,034	\$0	\$60,403,034	\$0
LB Landry HS Annex - Demo	\$190,459	\$239,173	\$239,173	\$239,173	\$0	\$239,173	\$0

RSD - Program Cost Status

Project Name	Budget Adopted 2011	Current Budget	Committed Costs	Cost To Date	UnCommitted Costs	Projected Cost	Projected (Under) Over
Little Woods (Dolores T. Aaron) - New	\$25,159,683	\$25,146,071	\$25,158,846	\$25,156,984	\$0	\$25,158,846	\$12,775
Little Woods ES-Demo	\$500,000	\$299,308	\$299,308	\$299,308	\$0	\$299,308	\$0
Live Oak ES - Assessment	\$0	\$20,556	\$20,556	\$20,556	\$0	\$20,556	\$0
Live Oak ES (Door Replacement)	\$330,023	\$364,262	\$331,262	\$331,262	\$0	\$331,262	(\$33,000)
Live Oak ES (Roof)	\$812,349	\$1,084,763	\$1,084,763	\$1,084,763	\$0	\$1,084,763	\$0
Livingston - Demo	\$500,000	\$670,058	\$670,058	\$670,058	\$0	\$670,058	\$0
Livingston HS - New	\$32,863,437	\$32,759,796	\$32,116,678	\$32,107,609	(\$3,202)	\$31,807,454	(\$952,342)
Livingston Multiplex (New Construction)	\$25,643,317	\$2,470,111	\$2,470,111	\$2,470,111	\$0	\$2,470,111	\$0
Martin L King ES - Kitch	\$0	\$152,825	\$113,544	\$113,544	\$0	\$113,544	(\$39,281)
Martin L King ES - Refurb	\$3,319,926	\$472,964	\$416,440	\$416,440	\$0	\$416,440	(\$56,524)
Martin L. King (Canopy System)	\$125,087	\$115,940	\$115,940	\$115,940	\$0	\$115,940	\$0
Martin L. King ES - Modular Building	\$158,835	\$163,405	\$163,405	\$163,405	\$0	\$163,405	\$0
McDonogh 15 ES - Masonry Repair	\$240,106	\$203,738	\$203,738	\$203,738	\$0	\$203,738	\$0
McDonogh 15 ES (Waterproofing)	\$221,646	\$186,800	\$186,800	\$186,800	\$0	\$186,800	\$0
McDonogh 28 (Roof)	\$121,584	\$56,242	\$56,242	\$56,242	\$0	\$56,242	\$0
McDonogh 32 (Roof)	\$121,584	\$466,372	\$466,372	\$466,372	\$0	\$466,372	\$0
McDonogh 42 (HVAC Replacement)	\$46,696	\$106,917	\$106,917	\$106,917	\$0	\$106,917	\$0
McDonogh 42 (Roof)	\$471,859	\$419,762	\$419,762	\$419,762	\$0	\$419,762	\$0
McDonogh 42 ES - Reno	\$18,151,123	\$18,988,458	\$18,323,957	\$18,249,972	(\$18,529)	\$18,538,280	(\$450,178)
Mondy (Mothballing)	\$276,023	\$612,949	\$92,779	\$92,779	\$0	\$92,779	(\$520,169)
Mondy-Demo	\$22,133	\$2,816	\$2,816	\$2,816	\$0	\$2,816	\$0
New Algiers ES - Assessment	\$84,948	\$84,948	\$84,948	\$84,948	\$0	\$84,948	\$0
New Orleans Free School (Study)	\$50,000	\$14,604	\$14,604	\$14,604	\$0	\$14,604	\$0
NO Signature Ctr Derham ES HS - New	\$7,268,586	\$125,191	\$125,191	\$125,191	\$0	\$125,191	\$0
O Perry Walker HS - Assessment	\$0	\$48,944	\$48,944	\$48,944	\$0	\$48,944	\$0

RSD - Program Cost Status

Project Name	Budget Adopted 2011	Current Budget	Committed Costs	Cost To Date	UnCommitted Costs	Projected Cost	Projected (Under) Over
O Perry Walker HS (Auditorium Reno)	\$674,278	\$189,199	\$189,199	\$189,199	\$0	\$189,199	\$0
Osborne (New Construction)	\$24,447,403	\$24,437,256	\$24,274,601	\$24,104,601	\$0	\$24,274,601	(\$162,656)
Osborne ES-Demo	\$500,000	\$517,100	\$517,100	\$517,100	\$0	\$517,100	\$0
Parkview (New Construction)	\$19,800,000	\$23,841,083	\$23,976,507	\$23,973,404	\$0	\$23,976,507	\$135,425
Parkview School-Demo	\$500,000	\$445,483	\$445,483	\$445,483	\$0	\$445,483	\$0
Priestley JH - Reno	\$29,032	\$29,032	\$29,032	\$29,032	\$0	\$29,032	\$0
Reed HS - Kitch	\$0	\$155,180	\$145,804	\$145,804	\$0	\$145,804	(\$9,376)
Reed HS - Refurb	\$3,563,679	\$636,056	\$685,418	\$685,418	\$0	\$685,418	\$49,362
Reed HS (Auditorium Wall)	\$11,864	\$13,372	\$13,372	\$13,372	\$0	\$13,372	\$0
Reed HS (Bleachers)	\$124,845	\$90,909	\$90,909	\$90,909	\$0	\$90,909	\$0
Roof Repair-Various Sites (HMS)	\$261,843	\$261,843	\$74,056	\$74,056	\$0	\$74,056	(\$187,788)
Roof Repair-Various Sites (RCL)	\$282,249	\$90,169	\$90,169	\$90,169	\$0	\$90,169	\$0
Rosenwald ES - Refurb	\$980,290	\$2,368,716	\$2,171,677	\$2,171,677	\$0	\$2,171,677	(\$197,039)
Schaumburg ES - Refurb	\$2,532,616	\$398,281	\$382,726	\$382,726	\$0	\$382,726	(\$15,555)
Schaumburg School Chillers	\$442,000	\$200,895	\$200,895	\$200,895	\$0	\$200,895	\$0
Schaumburg Window Replacement	\$713,656	\$1,019,714	\$1,019,714	\$1,019,714	\$0	\$1,019,714	\$0
Schwarz Alternative	\$229,532	\$322,763	\$322,763	\$322,763	\$0	\$322,763	\$0
Schwarz HS - Assessment	\$0	\$19,549	\$19,549	\$19,549	\$0	\$19,549	\$0
Schwarz Modular-Demo	\$59,875	\$27,992	\$27,992	\$27,992	\$0	\$27,992	\$0
Shaw (Mothballing)	\$579,219	\$691,591	\$703,613	\$703,613	\$0	\$703,613	\$12,022
Sherwood Forest ES - Demo	\$500,000	\$320,279	\$320,279	\$320,279	\$0	\$320,279	\$0
Sylvania Williams - Refurb	\$2,022,724	\$1,484,112	\$1,499,427	\$1,499,427	\$0	\$1,499,427	\$15,315
Sylvania Williams (HVAC and Chiller)	\$449,939	\$480,367	\$480,238	\$480,238	\$0	\$480,238	(\$129)
Sylvania Williams AHU	\$404,055	\$877,686	\$899,932	\$899,932	\$0	\$899,932	\$22,246
Sylvania Williams ES (Play Yard)	\$188,677	\$218,218	\$218,218	\$218,218	\$0	\$218,218	\$0

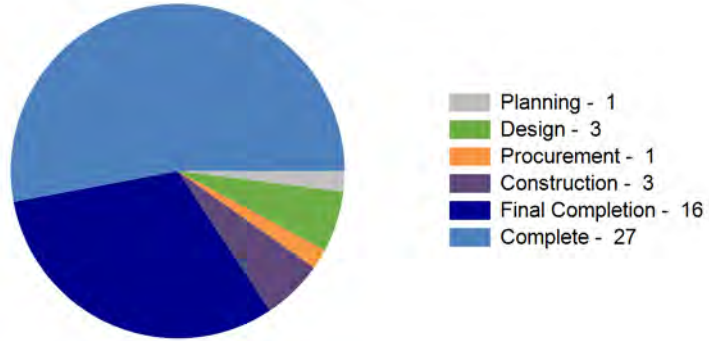
RSD - Program Cost Status

Project Name	Budget Adopted 2011	Current Budget	Committed Costs	Cost To Date	UnCommitted Costs	Projected Cost	Projected (Under) Over
Terrell ES - Demo	\$320,943	\$319,970	\$319,970	\$319,970	\$0	\$319,970	\$0
Village De L'est (Roof)	\$1,377,574	\$1,357,371	\$645,394	\$645,394	\$0	\$645,394	(\$711,977)
Village de Lest ES - Subsidence	\$115,283	\$159,007	\$159,007	\$159,007	\$0	\$159,007	\$0
Waters/Hughes-Demo	\$500,000	\$351,375	\$351,375	\$351,375	\$0	\$351,375	\$0
Wheatley (New Construction)	\$22,497,999	\$28,986,610	\$29,382,879	\$29,375,705	\$20	\$29,382,899	\$396,289
Wheatley-Demo	\$500,000	\$239,217	\$239,216	\$239,216	\$0	\$239,216	\$0
Wicker ES - Kitch	\$0	\$274,325	\$16,157	\$15,734	\$211,378	\$227,535	(\$46,790)
Wicker ES - Refurb	\$1,055,732	\$722,294	\$665,203	\$665,203	\$0	\$665,203	(\$57,091)
Wilson Cottage	\$283,144	\$140,386	\$140,386	\$140,386	\$0	\$140,386	\$0
Wilson ES	\$27,381,787	\$29,069,659	\$29,076,855	\$29,076,855	\$0	\$29,076,854	\$7,195
Woodson (New Construction)	\$22,233,798	\$22,309,611	\$22,470,433	\$22,470,265	\$0	\$22,470,434	\$160,823
Woodson MS-Demo	\$500,000	\$549,261	\$549,261	\$549,261	\$0	\$549,261	\$0
Completed RSD Total:	\$658,277,475	\$665,379,667	\$656,460,387	\$655,743,942	\$1,093,302	\$657,512,078	(\$7,867,589)
Project Name	Budget Adopted 2011	Current Budget	Committed Costs	Cost To Date	UnCommitted Costs	Projected Cost	Projected (Under) Over
RSD Total:	\$1,223,652,549	\$1,367,907,233	\$1,225,421,829	\$1,091,113,948	\$103,145,820	\$1,332,244,516	(\$35,662,717)

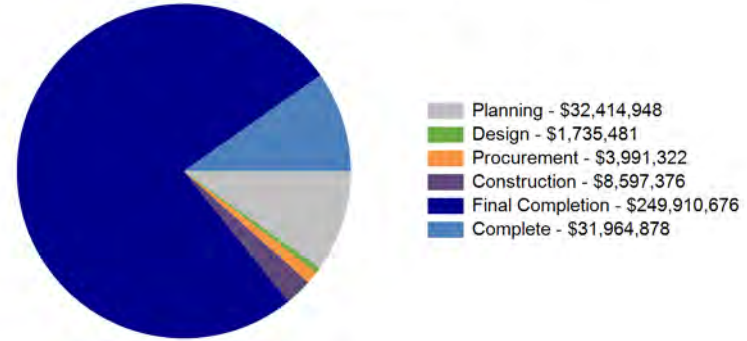
OPSB Program Summary



Number of Projects by Phase

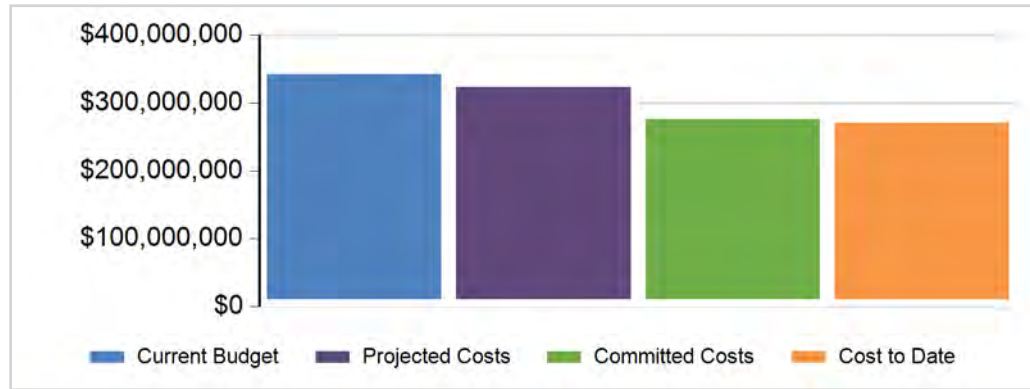


Value of Projects by Phase



Project Phase	Number of Projects	Budget Adopted 2011	Current Budget	Committed Costs	Cost To Date	UnCommitted Costs	Projected Cost	Projected (Under) Over
Planning	1	\$35,000,000	\$35,000,000	\$0	\$0	\$32,414,948	\$32,414,948	(\$2,585,052)
Design	3	\$0	\$3,300,215	\$1,697,691	\$1,220,488	\$37,789	\$1,735,481	(\$1,564,734)
Procurement	1	\$0	\$5,265,366	\$2,282,422	\$236,092	\$1,696,024	\$3,991,322	(\$1,274,044)
Construction	3	\$8,427,726	\$9,685,223	\$8,448,835	\$7,909,481	\$0	\$8,597,376	(\$1,087,847)
Final Completion	16	\$189,262,181	\$259,524,591	\$239,883,315	\$239,704,311	\$8,344,885	\$249,910,676	(\$9,613,914)
Complete	27	\$40,602,407	\$35,581,394	\$28,339,863	\$27,999,082	\$3,625,014	\$31,964,878	(\$3,616,517)
Total	51	\$273,292,314	\$348,356,789	\$280,652,126	\$277,069,454	\$46,118,661	\$328,614,681	(\$19,742,109)

OPSB - Program Cost Status



OPSB - Program Cost Status



Project Name	Budget Adopted 2011	Current Budget	Committed Costs	Cost To Date	UnCommitted Costs	Projected Cost	Projected (Under) Over
Audubon School Renovation	\$12,562,739	\$15,325,912	\$15,226,592	\$14,922,020	\$0	\$15,281,651	(\$44,260)
Ben Franklin ES - Reno	\$0	\$5,265,366	\$2,282,422	\$236,092	\$1,696,024	\$3,991,322	(\$1,274,044)
Bethune - Refurb	\$0	\$3,273,043	\$1,360,241	\$1,220,488	\$14,449	\$1,374,691	(\$1,898,352)
BioMed District HS - New	\$35,000,000	\$35,000,000	\$0	\$0	\$32,414,948	\$32,414,948	(\$2,585,052)
Easton HS - Refurb	\$2,830,114	\$3,196,314	\$3,096,626	\$3,058,503	(\$14,800)	\$3,086,826	(\$109,488)
Fortier (Lusher) HS – Refurb	\$13,684,472	\$18,286,791	\$17,086,020	\$17,683,228	(\$115,442)	\$17,737,281	(\$549,510)
Lake Forest School @ Greater St. Stephens Site	\$22,567,408	\$39,173,156	\$37,750,327	\$37,715,120	\$79,760	\$37,831,303	(\$1,341,853)
Lusher ES - Refurb	\$4,751,620	\$5,383,517	\$5,237,952	\$5,054,212	\$0	\$5,237,952	(\$145,565)
McDonogh 35 (Phillips/Waters)	\$49,500,000	\$70,046,972	\$70,120,251	\$70,807,152	\$0	\$70,896,128	\$849,155
McMain - Building Envelope	\$0	\$0	\$333,618	\$0	\$0	\$333,618	\$333,618
McMain School - Gymnasium	\$15,239,662	\$13,903,714	\$12,876,036	\$12,317,437	\$0	\$12,876,036	(\$1,027,678)
McMain School - Maint Upgrade	\$3,676,106	\$3,676,106	\$2,667,629	\$2,605,461	\$0	\$2,816,170	(\$859,936)
McMain School - Roof	\$0	\$3,891,425	\$1,351,147	\$1,419,900	(\$32,836)	\$1,318,311	(\$2,573,114)
Nelson ES - Refurb	\$2,347,379	\$1,856,309	\$1,646,409	\$1,513,944	\$0	\$1,646,409	(\$209,900)
New Karr HS - CMAR	\$28,892,610	\$5,423,647	\$6,554,429	\$4,687,127	\$0	\$6,579,232	\$1,155,585
New Karr HS - Demolition Phase	\$714,764	\$209,502	\$209,503	\$209,503	\$0	\$209,503	\$1
New PK-8 at North Kenilworth Park	\$22,695,671	\$27,842,534	\$25,281,972	\$25,252,717	\$0	\$25,313,215	(\$2,529,319)
Timbers - Controls	\$0	\$27,172	\$3,832	\$0	\$23,340	\$27,172	\$0
Warren Easton Courtyard Waterproofing	\$0	\$625,600	\$543,254	\$249,809	\$0	\$543,254	(\$82,346)
Active OPSB Total:	\$214,462,544	\$252,407,079	\$203,628,258	\$198,952,713	\$34,065,443	\$239,515,021	(\$12,892,059)

Project Name	Budget Adopted 2011	Current Budget	Committed Costs	Cost To Date	UnCommitted Costs	Projected Cost	Projected (Under) Over
Audubon Ext (Roof @ Carrolton)	\$0	\$0	\$8,604	\$8,604	\$0	\$8,604	\$8,604
Banks ES-Demo	\$300,823	\$30,035	\$30,035	\$30,035	\$0	\$30,035	\$0

OPSB - Program Cost Status



Project Name	Budget Adopted 2011	Current Budget	Committed Costs	Cost To Date	UnCommitted Costs	Projected Cost	Projected (Under) Over
Benjamin Franklin HS - Stabilization	\$1,202,557	\$3,770,528	\$1,424,465	\$1,385,677	\$0	\$1,424,465	(\$2,346,064)
Bethune ES - Assessment	\$0	\$9,287	\$9,287	\$9,287	\$0	\$9,287	\$0
Bethune ES (Floor Replacement)	\$300,000	\$357,424	\$357,424	\$357,424	\$0	\$357,424	\$0
Bethune ES (Yard)	\$200,000	\$210,856	\$210,856	\$210,856	\$0	\$210,856	\$0
Central Services-Demo	\$2,698,514	\$1,184,608	\$1,184,608	\$1,184,608	\$0	\$1,184,608	\$0
Eastbank Swing Space - Modules	\$6,800,000	\$2,999,167	\$2,999,167	\$2,999,167	\$0	\$2,999,167	\$0
Easton HS (Window Replacement)	\$2,380,000	\$2,439,864	\$0	\$0	\$2,439,864	\$2,439,864	\$0
GSt Stephens - Demo	\$325,028	\$325,994	\$346,638	\$346,638	\$0	\$346,638	\$20,644
Harte - Demo	\$660,000	\$660,000	\$423,432	\$423,432	\$0	\$423,432	(\$236,568)
Harte School (New Construction)	\$19,800,000	\$32,073,501	\$29,853,513	\$29,434,762	(\$1,265)	\$29,899,625	(\$2,173,876)
Hynes ES (New Construction)	\$26,169,973	\$25,306,659	\$23,469,650	\$23,462,057	\$2,700,323	\$26,169,973	\$863,314
Karr HS - Assessment	\$38,891	\$38,891	\$48,241	\$48,241	\$0	\$48,241	\$9,350
Karr HS - Gym Repair	\$282,372	\$650,000	\$443,086	\$443,086	\$113,672	\$556,758	(\$93,241)
Lusher ES (Roof)	\$460,379	\$710,600	\$617,539	\$617,539	\$0	\$617,539	(\$93,061)
Mahalia Jackson	\$14,730,000	\$14,865,825	\$14,865,825	\$14,832,557	\$0	\$14,865,825	\$0
Mahalia Jackson - Off Reno	\$458,000	\$458,000	\$377,882	\$377,882	\$0	\$377,882	(\$80,118)
Mahalia Jackson (Dumpster)	\$78,190	\$77,929	\$77,929	\$77,929	\$0	\$77,929	\$0
McDonogh 35 (ADA Upgrades)	\$320,505	\$182,757	\$182,757	\$182,757	\$0	\$182,757	\$0
McDonogh 35 HS - Stabilization (Elevator)	\$1,150,000	\$1,150,000	\$511,854	\$508,466	\$159,146	\$671,000	(\$479,000)
McDonogh 7 ES - Stabilization	\$1,000,000	\$1,500,000	\$303,429	\$34,704	\$1,071,478	\$1,374,907	(\$125,093)
McMain (Chiller Replacement)	\$700,000	\$511,023	\$511,023	\$511,023	\$0	\$511,023	\$0
McMain Health Clinic	\$0	\$522,390	\$627,631	\$627,005	\$0	\$627,631	\$105,241
McMain School - Stabilization	\$0	\$6,739,413	\$669,013	\$665,724	\$5,570,000	\$6,239,013	(\$500,400)
New Karr HS - D/B	\$552,082	\$552,082	\$552,082	\$552,082	\$0	\$552,082	\$0

OPSB - Program Cost Status



Project Name	Budget Adopted 2011	Current Budget	Committed Costs	Cost To Date	UnCommitted Costs	Projected Cost	Projected (Under Over)
New Karr HS (JE Smith)	\$353,161	\$353,161	\$353,161	\$353,161	\$0	\$353,161	\$0
Phillips - Demo	\$714,284	\$1,316,845	\$668,775	\$668,775	\$0	\$668,775	(\$648,070)
Seabrook Computer Training Center-Demo	\$133,828	\$36,500	\$36,500	\$36,500	\$0	\$36,500	\$0
Sophie B. Wright (Repairs)	\$587,430	\$370,187	\$370,187	\$370,187	\$0	\$370,187	\$0
Timbers - HVAC	\$1,114,928	\$998,553	\$965,653	\$965,653	\$0	\$965,653	(\$32,900)
Timbers - IT Room	\$0	\$0	\$106,772	\$106,772	\$0	\$106,772	\$106,772
Timbers Office-Demo	\$4,211,435	\$971,278	\$971,278	\$971,278	\$0	\$971,278	\$0
Completed OPSB Total:	\$87,722,380	\$101,373,357	\$83,578,297	\$82,803,869	\$12,053,218	\$95,678,892	(\$5,694,465)
OPSB Total:	\$302,184,924	\$353,780,436	\$287,206,555	\$281,756,582	\$46,118,661	\$335,193,913	(\$18,586,524)



Individual Project Summaries

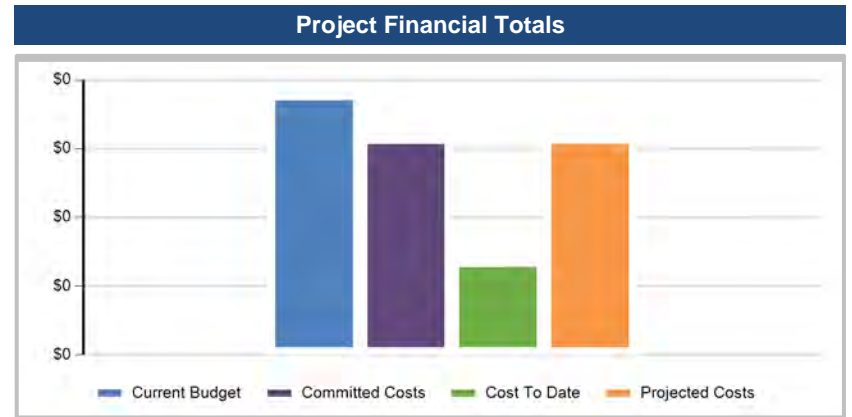
Abramson Modular Demolition Phase 3
5552 Read Road New Orleans LA
70127

Project Information	
Owner:	Recovery School District
Project Status:	Construction
Funding Source:	FEMA
Architect:	Scairono Martinez Architects APAC
Contractor:	Ashley Savarino Unlimited

Scope of Work
Demolition of existing modular buildings



Budget/Cost Information						
Cost Description	Current Budget	Committed Costs	Uncommitted Costs	Cost to Date	Projected Costs	Projected Over/Under
Demolition	\$0	\$0	\$0	\$0	\$0	\$0
Demolition	\$281,000	\$281,000	\$0	\$110,586	\$281,000	\$0
AE Design Renovations	\$35,347	\$35,347	\$0	\$27,111	\$35,347	\$0
Project Contingency	\$53,769	\$0	\$0	\$0	\$0	(\$53,769)
Project Escalation	\$9,679	\$0	\$0	\$0	\$0	(\$9,679)
Bid Advertisements	\$900	\$903	\$0	\$903	\$903	\$3
Totals:	\$380,695	\$317,250	\$0	\$138,600	\$317,250	(\$63,445)



Project Status Update
<p><i>Construction Phase</i></p> <ul style="list-style-type: none"> • Demolition of canopies ongoing • Hauling of debris continues <p>Contractual Substantial Completion – February 2018 Forecasted Substantial Completion – February 2018</p>

Schedule Status			
Task Name	Start Date	Finish Date	% Complete
Design	2/13/2017	4/24/2017	100%
Procurement	4/25/2017	8/23/2017	100%
Construction	8/23/2017	1/24/2018	45%
Final Completion	1/25/2018	2/23/2018	0%

A Jackson ES - Refurb

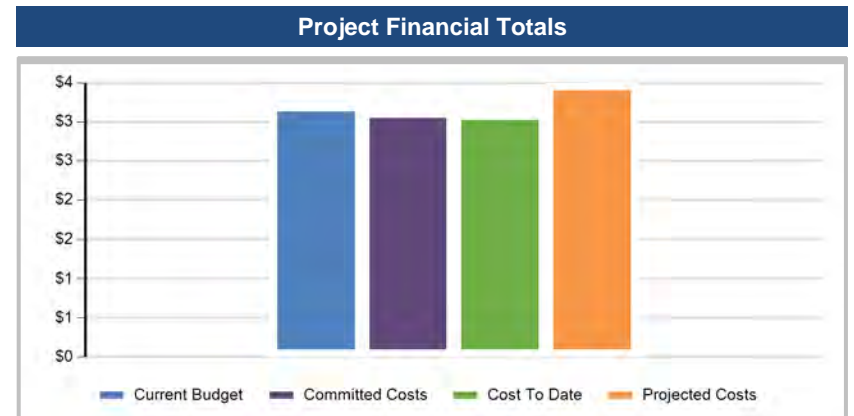
1400 Camp Street
New Orleans, LA 70130

Project Information	
Owner:	Recovery School District
Project Status:	Final Completion
Funding Source:	FEMA
Architect:	N-Y Associates, Inc
Contractor:	C.D.W. Services, LLC

Scope of Work
Refurbishment of existing elementary school, including but not limited to structure, windows, doors, masonry walls and roof.



Budget/Cost Information						
Cost Description	Current Budget	Committed Costs	Uncommitted Costs	Cost to Date	Projected Costs	Projected Over/Under
Renovation	\$2,480,000	\$2,741,928	\$0	\$2,728,179	\$3,096,534	\$616,534
Design Fees (Reno)	\$265,660	\$306,989	\$0	\$294,367	\$306,989	\$41,329
Reimbursables	\$0	\$818	\$0	\$818	\$818	\$818
Design Assessment	\$25,999	\$36,499	\$0	\$36,499	\$36,499	\$10,500
Environmental	\$15,400	\$47,575	\$0	\$47,575	\$47,575	\$32,175
Surveying	\$12,500	\$2,805	\$0	\$2,805	\$2,805	(\$9,695)
GeoTechnical	\$1,500	\$0	\$0	\$0	\$0	(\$1,500)
Material & Inspection	\$4,000	\$3,987	\$0	\$3,987	\$3,987	(\$13)
Flow Test	\$770	\$550	\$0	\$550	\$550	(\$220)
Project Contingency	\$420,992	\$0	\$0	\$0	\$0	(\$420,992)
Project Escalation	\$0	\$0	\$0	\$0	\$0	\$0
Bid Advertisement	\$787	\$2,245	\$0	\$2,245	\$2,245	\$1,458
Totals:	\$3,227,608	\$3,143,396	\$0	\$3,117,025	\$3,498,002	\$270,394



Project Status Update
<p>Close-Out Phase</p> <ul style="list-style-type: none"> • Exterior stucco work is nearing completion • Substantial Complete August 23rd <p>Contractual Substantial Completion – August 2017 Final Substantial Completion – August 2017</p>

Schedule Status			
Task Name	Start Date	Finish Date	% Complete
Design	12/22/2012	8/4/2015	100%
Procurement	11/4/2015	5/2/2016	100%
Construction	5/3/2016	9/4/2017	100%
Final Completion	9/5/2017	11/3/2017	98%

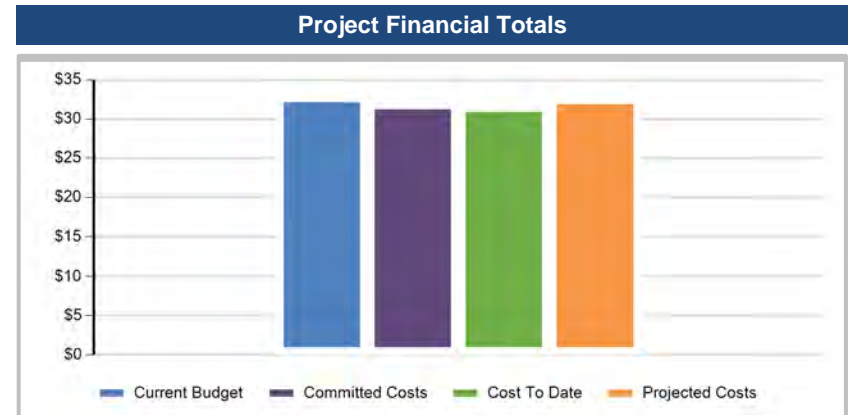
Avery Alexander ES - New
5800 St. Roch Avenue
New Orleans, LA 70122

Project Information	
Owner:	Recovery School District
Project Status:	Final Completion
Funding Source:	FEMA/Tax Credits
Architect:	Sizeler Thompson Brown Architects, APC
Contractor:	Core Construction Services, LLC

Scope of Work
New Pre-K - 8 School



Budget/Cost Information						
Cost Description	Current Budget	Committed Costs	Uncommitted Costs	Cost to Date	Projected Costs	Projected Over/Under
Construction	\$27,590,000	\$27,593,681	\$0	\$28,427,417	\$27,976,468	\$386,468
Site Remediation	\$2,194,000	\$2,808,561	\$0	\$1,668,161	\$2,996,062	\$802,062
Design	\$1,626,637	\$1,598,633	\$0	\$1,595,573	\$1,655,655	\$29,018
Reimbursables	\$0	\$5,469	\$0	\$0	\$5,469	\$5,469
Environmental	\$2,200	\$22,200	\$0	\$22,200	\$22,200	\$20,000
Geotechnical	\$25,831	\$55,794	\$0	\$55,794	\$55,794	\$29,963
Contingency	\$1,575,635	\$0	\$0	\$0	\$0	(\$1,575,635)
Escalation	\$0	\$0	\$0	\$0	\$0	\$0
Survey	\$7,123	\$7,123	\$0	\$1,843	\$7,123	\$0
Material & Test Inspection	\$495	\$495	\$0	\$0	\$495	\$0
Flow Test	\$550	\$550	\$0	\$550	\$550	\$0
Test Pile	\$0	\$0	\$0	\$0	\$0	\$0
Bid Advertisement	\$1,070	\$1,967	\$0	\$1,967	\$1,967	\$897
Commissioning	\$106,680	\$121,559	\$0	\$121,559	\$121,559	\$14,879
Totals:	\$33,130,221	\$32,216,031	\$0	\$31,895,063	\$32,843,341	(\$286,879)



Project Status Update
<p>Close-Out Phase</p> <ul style="list-style-type: none"> Ribbon Cutting August 30th <p>Contractual Substantial Completion – June 2017</p> <p>Actual Substantial Completion – June 2017</p>

Schedule Status			
Task Name	Start Date	Finish Date	% Complete
Design	11/5/2013	12/17/2014	100%
Procurement	12/18/2014	5/14/2015	100%
Construction	5/15/2015	6/19/2017	100%
Final Completion	6/20/2017	8/18/2017	100%

Banneker ES / Wheatley - Kitch (Land Banked)

421 Burdette Street
New Orleans, LA 70118

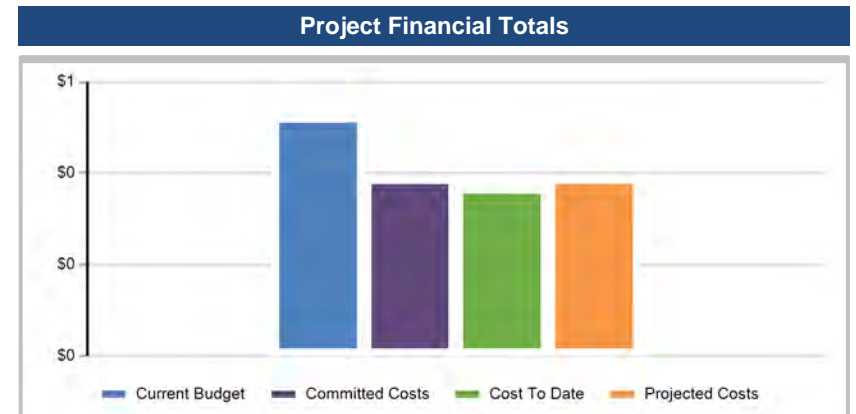
2300 Dumaine Street
New Orleans, LA 70119

Project Information	
Owner:	Recovery School District
Project Status:	Construction
Funding Source:	FEMA
Architect:	SCNZ Architects LLC
Contractor:	Commander Corporation

Scope of Work
Refurbishment of existing elementary school kitchen - Banneker Installation of grease trap - Wheatley



Budget/Cost Information						
Cost Description	Current Budget	Committed Costs	Uncommitted Costs	Cost to Date	Projected Costs	Projected Over/Under
Renovation	\$388,000	\$330,062	\$0	\$311,367	\$330,062	(\$57,938)
AE (Renovation)	\$48,259	\$45,347	\$0	\$42,263	\$45,347	(\$2,912)
Assessment	\$12,331	\$12,331	\$0	\$12,331	\$12,331	\$0
Environmental	\$4,000	\$0	\$0	\$0	\$0	(\$4,000)
Survey	\$0	\$4,158	\$0	\$4,158	\$4,158	\$4,158
Geotechnical	\$4,300	\$0	\$0	\$0	\$0	(\$4,300)
Project Contingency	\$68,713	\$0	\$0	\$0	\$0	(\$68,713)
Project Escalation	\$0	\$0	\$0	\$0	\$0	\$0
Bid Advertisements	\$1,200	\$469	\$0	\$469	\$469	(\$731)
Totals:	\$526,803	\$392,367	\$0	\$370,588	\$392,367	(\$134,436)



Project Status Update
<p><i>Construction Phase</i></p> <ul style="list-style-type: none"> • Wheatley - stair work is ongoing • Banneker kitchen work is nearing completion <p>Contractual Substantial Completion – September 2017 Forecasted Substantial Completion – October 2017</p>

Schedule Status			
Task Name	Start Date	Finish Date	% Complete
Design	3/27/2014	12/19/2016	100%
Procurement	12/20/2016	4/20/2017	100%
Construction	5/23/2017	10/21/2017	75%
Final Completion	10/22/2017	12/20/2017	0%

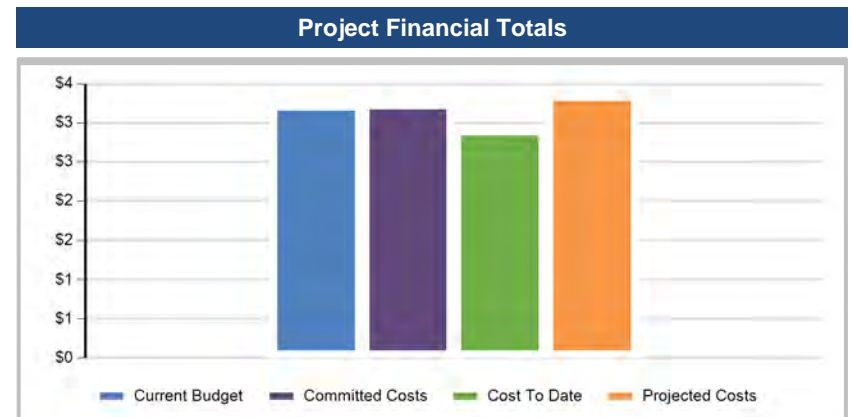
Bauduit ES - Refurb
3649 Laurel Street
New Orleans, Louisiana 70115

Project Information	
Owner:	Recovery School District
Project Status:	Construction
Funding Source:	CDBG
Architect:	Duplantis Design Group, PC
Contractor:	One Construction, LLC

Scope of Work
Refurbishment of existing elementary school, including but not limited to structure, windows, doors, masonry walls and roof.



Budget/Cost Information						
Cost Description	Current Budget	Committed Costs	Uncommitted Costs	Cost to Date	Projected Costs	Projected Over/Under
Renovation	\$2,646,000	\$2,907,739	\$0	\$2,587,350	\$3,009,103	\$363,103
Design Fees (Reno)	\$282,075	\$282,075	\$0	\$262,894	\$282,075	\$0
Design Assessment	\$30,188	\$40,188	\$0	\$40,188	\$40,188	\$10,000
Environmental	\$0	\$0	\$0	\$0	\$0	\$0
Surveying	\$10,000	\$34,437	\$0	\$34,437	\$34,437	\$24,437
GeoTechnical	\$0	\$3,850	\$0	\$3,850	\$3,850	\$3,850
Material & Test Inspection	\$0	\$0	\$0	\$0	\$0	\$0
Flow Test	\$0	\$0	\$0	\$0	\$0	\$0
Design Contingency	\$16,153	\$0	\$0	\$0	\$0	(\$16,153)
Construction Contingency	\$264,600	\$0	\$0	\$0	\$0	(\$264,600)
Project Contingency	\$0	\$0	\$0	\$0	\$0	\$0
Project Escalation	\$0	\$0	\$0	\$0	\$0	\$0
Bid Advertisement	\$787	\$1,859	\$0	\$1,859	\$1,859	\$1,072
Totals:	\$3,249,803	\$3,270,149	\$0	\$2,930,578	\$3,371,513	\$121,710



Project Status Update

Construction Phase

- Painting continues
- Boiler pumps to be installed
- Exterior brick and stucco work continues

Contractual Substantial Completion – May 2017
Forecasted Substantial Completion – October 2017

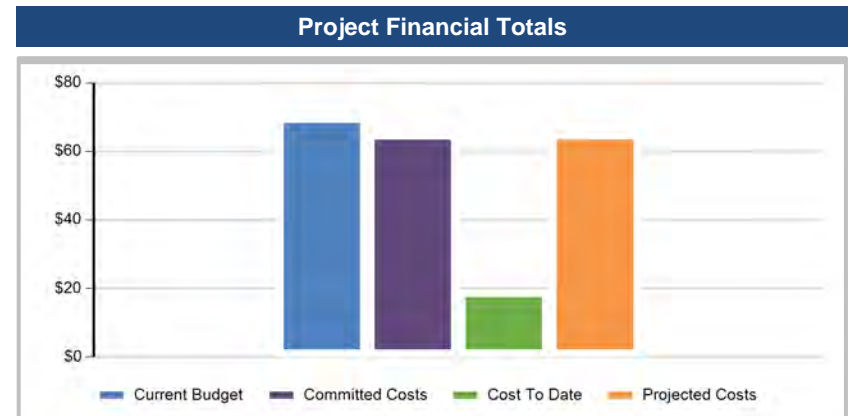
Schedule Status			
Task Name	Start Date	Finish Date	% Complete
Design	11/19/2012	1/25/2016	100%
Procurement	1/26/2016	5/11/2016	100%
Construction	5/12/2016	10/14/2017	86%
Final Completion	10/15/2017	12/13/2017	0%

Project Information	
Owner:	Recovery School District
Project Status:	Construction
Funding Source:	FEMA
Architect:	Hewitt Washington & Associates
Contractor:	Core Construction Services, LLC

Scope of Work
Construction of a new High School and Restoration of the existing Auditorium



Budget/Cost Information						
Cost Description	Current Budget	Committed Costs	Uncommitted Costs	Cost to Date	Projected Costs	Projected Over/Under
General Construction	\$55,016,645	\$55,190,816	\$0	\$11,048,872	\$55,190,816	\$174,171
Site Remediation	\$2,984,110	\$2,984,110	\$0	\$2,984,110	\$2,984,110	\$0
Design Fees	\$6,886,109	\$6,942,355	\$0	\$5,389,426	\$6,942,355	\$56,246
Reimbursables	\$2,340	\$3,313	\$0	\$3,313	\$3,313	\$973
Design Assessments	\$6,760	\$6,760	\$0	\$4,390	\$6,760	\$0
Environmental	\$51,159	\$85,872	\$0	\$85,872	\$85,872	\$34,713
Survey	\$15,000	\$19,723	\$0	\$16,835	\$19,723	\$4,723
Geotechnical	\$7,040	\$28,930	\$0	\$28,930	\$28,930	\$21,890
Materials & Test Inspection	\$5,320	\$5,320	\$0	\$5,320	\$5,320	\$0
Flow Test	\$550	\$550	\$0	\$550	\$550	\$0
Pile Testing	\$76,956	\$67,906	\$0	\$76,956	\$76,956	\$0
Traffic Study	\$15,420	\$15,420	\$0	\$15,420	\$15,420	\$0
Project Contingency	\$5,017,909	\$0	\$0	\$0	\$0	(\$5,017,909)
Project Escalation	\$0	\$0	\$0	\$0	\$0	\$0
Advertisements	\$2,884	\$1,985	\$0	\$1,985	\$1,985	(\$899)
Building Commissioning	\$241,703	\$241,703	\$0	\$96,344	\$241,703	\$0
Totals:	\$70,329,905	\$65,594,762	\$0	\$19,758,323	\$65,603,812	(\$4,726,093)



Project Status Update
<p><i>Construction Phase</i></p> <ul style="list-style-type: none"> Erection of steel is ongoing Installation of metal stud partition walls has started Exterior masonry removal nearing completion <p>Contractual Substantial Completion – January 2019 Forecasted Substantial Completion – January 2019</p>

Schedule Status			
Task Name	Start Date	Finish Date	% Complete
Design	12/29/2015	2/25/2017	100%
Construction	6/1/2017	1/4/2019	24%

Fischer ES HVAC Replacement

1800 L. B. Landry Avenue
New Orleans, LA 70114

Project Information	
Owner:	Recovery School District
Project Status:	Final Completion
Funding Source:	FEMA
Architect:	SCNZ Architects LLC
Contractor:	Blanchard Mechanical

Scope of Work
Replacement of HVAC system



Budget/Cost Information						
Cost Description	Current Budget	Committed Costs	Uncommitted Costs	Cost to Date	Projected Costs	Projected Over/Under
Renovation	\$452,000	\$426,519	\$0	\$426,519	\$426,519	(\$25,481)
AE Design Renovation	\$53,998	\$53,998	\$0	\$53,458	\$53,998	\$0
Project Contingency	\$79,659	\$0	\$0	\$0	\$0	(\$79,659)
Escalation	\$16,113	\$0	\$0	\$0	\$0	(\$16,113)
Bid Advertisements	\$900	\$743	\$0	\$743	\$743	(\$157)
Totals:	\$602,670	\$481,260	\$0	\$480,720	\$481,260	(\$121,410)



Project Status Update
<p><i>Close-Out Phase</i></p> <ul style="list-style-type: none"> Substantial Complete August 4th <p>Contractual Substantial Completion – August 2017 Final Substantial Completion – August 2017</p>

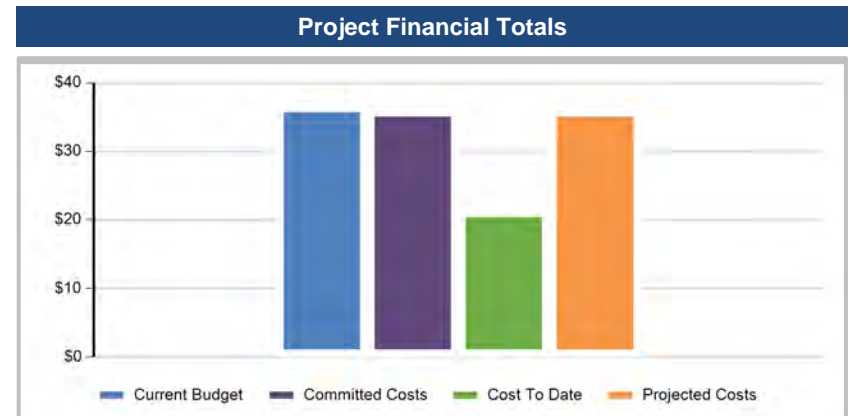
Schedule Status			
Task Name	Start Date	Finish Date	% Complete
Design	12/5/2016	2/13/2017	100%
Procurement	2/15/2017	6/6/2017	100%
Construction	6/7/2017	8/18/2017	100%
Final Completion	8/19/2017	9/17/2017	100%

Project Information	
Owner:	Recovery School District
Project Status:	Construction
Funding Source:	FEMA/Tax Credits
Architect:	VergesRome
Contractor:	Core Construction

Scope of Work
Exploratory and selective demolition of the existing school. Renovation of existing school to meet code requirements



Budget/Cost Information						
Cost Description	Current Budget	Committed Costs	Uncommitted Costs	Cost to Date	Projected Costs	Projected Over/Under
Renovation	\$31,036,691	\$32,143,589	\$0	\$18,016,688	\$32,143,589	\$1,106,898
Selective Demo	\$861,548	\$861,548	\$0	\$861,548	\$861,548	\$0
A/E Design	\$2,896,408	\$2,826,684	\$0	\$2,347,876	\$2,826,684	(\$69,724)
AE Design - Demolition	\$0	\$90,958	\$0	\$90,958	\$90,958	\$90,958
Reimbursables	\$0	\$3,290	\$0	\$3,290	\$3,290	\$3,290
Assessments	\$0	\$5,596	\$0	\$0	\$5,596	\$5,596
Environmental	\$4,400	\$3,167	\$0	\$3,167	\$3,167	(\$1,233)
Survey	\$27,500	\$30,182	\$0	\$30,182	\$30,182	\$2,682
Geotechnical	\$16,500	\$15,015	\$0	\$15,015	\$15,015	(\$1,485)
Flow Test	\$770	\$990	\$0	\$990	\$990	\$220
Pile Load Testing	\$0	\$31,350	\$0	\$31,350	\$31,350	\$31,350
Traffic Study	\$0	\$7,920	\$0	\$7,920	\$7,920	\$7,920
Contingency	\$1,750,291	\$0	\$0	\$0	\$0	(\$1,750,291)
Escalation	\$0	\$0	\$0	\$0	\$0	\$0
Bid Advertisements	\$1,070	\$1,162	\$0	\$1,162	\$1,162	\$92
Building Commissioning	\$160,937	\$160,937	\$0	\$59,949	\$160,937	\$0
Totals:	\$36,756,115	\$36,182,388	\$0	\$21,470,095	\$36,182,388	(\$573,727)



Project Status Update
<p>Construction Phase</p> <ul style="list-style-type: none"> Activities ongoing at the Main Building include, interior partitions, window refurbishment and MEP rough-in Plaster repairs and window painting continues on the exterior Gymnasium steel erection has started <p>Contractual Substantial Completion – October 2018 Forecasted Substantial Completion – October 2018</p>

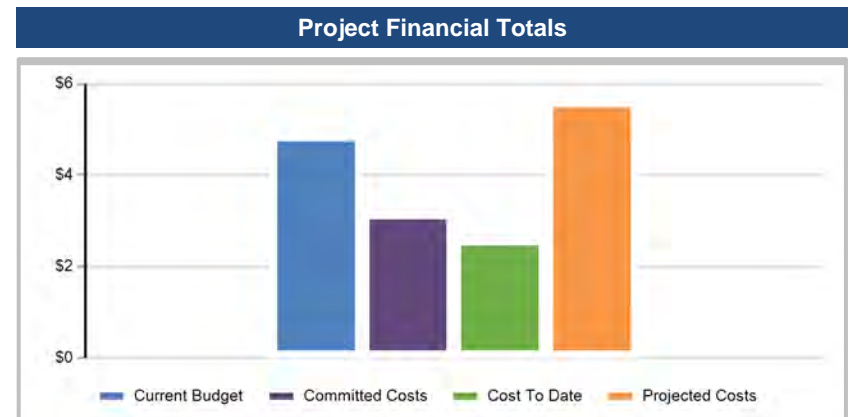
Schedule Status			
Task Name	Start Date	Finish Date	% Complete
Procurement	11/3/2014	11/18/2015	100%
Construction	11/30/2016	10/30/2018	56%
Final Completion	10/31/2018	12/30/2018	0%

Project Information	
Owner:	Recovery School District
Project Status:	Final Completion
Funding Source:	FEMA
Architect:	N-Y Associates, Inc
Contractor:	Tuna Construction. L.L.C..

Scope of Work
Refurbishment of existing elementary school, including but not limited to structure, windows, doors, masonry walls and roof.



Budget/Cost Information						
Cost Description	Current Budget	Committed Costs	Uncommitted Costs	Cost to Date	Projected Costs	Projected Over/Under
Renovation	\$3,757,274	\$2,699,638	\$1,305,511	\$2,335,310	\$5,003,165	\$1,245,891
Design Fees	\$409,680	\$447,049	\$146,873	\$258,487	\$593,922	\$184,242
Reimbursables	\$0	\$648	\$0	\$0	\$648	\$648
Assessment	\$0	\$15,000	\$0	\$15,000	\$15,000	\$15,000
Environmental	\$15,400	\$17,640	\$11,000	\$6,336	\$28,640	\$13,240
Surveying	\$27,500	\$5,368	\$0	\$5,368	\$5,368	(\$22,132)
GeoTechnical	\$16,500	\$0	\$0	\$0	\$0	(\$16,500)
Material & Test Inspection	\$0	\$0	\$0	\$0	\$0	\$0
Flow Test	\$770	\$0	\$0	\$0	\$0	(\$770)
Program Contingency	\$634,322	\$0	\$0	\$0	\$0	(\$634,322)
Program Escalation	\$43,921	\$0	\$0	\$0	\$0	(\$43,921)
Bid Advertisements	\$1,687	\$877	\$900	\$877	\$1,777	\$90
Totals:	\$4,907,054	\$3,186,220	\$1,464,284	\$2,621,379	\$5,648,520	\$741,466



Project Status Update
<p>Close-Out Phase 1</p> <ul style="list-style-type: none"> Phase 1 Is Substantial Complete August 8th <p>Design Phase 2</p> <ul style="list-style-type: none"> A&E working on second floor scope of work

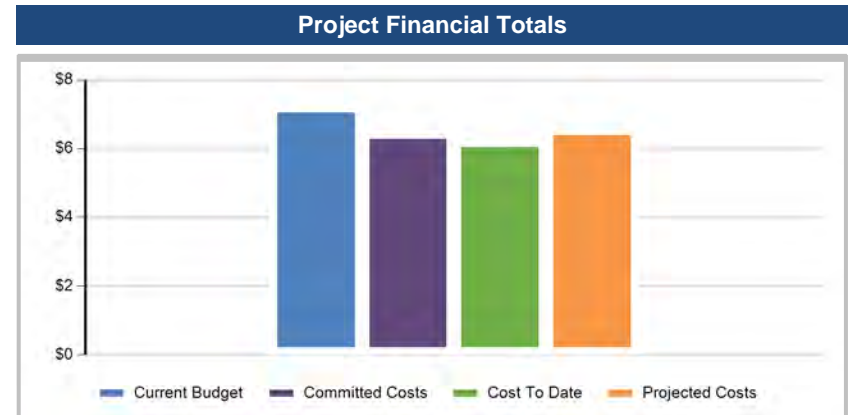
Schedule Status			
Task Name	Start Date	Finish Date	% Complete
Design	9/19/2017	12/13/2017	28%
Procurement	12/14/2017	3/21/2018	0%
Construction	3/22/2018	6/19/2018	0%
Final Completion	6/20/2018	7/19/2018	0%

Project Information	
Owner:	Recovery School District
Project Status:	Construction
Funding Source:	CDBG
Architect:	Mahlum / Scairono Martinez Joint Venture
Contractor:	Tuna Construction. L.L.C.

Scope of Work
Refurbishment of existing elementary school, including but not limited to structure, windows, doors, masonry walls and roof.



Budget/Cost Information						
Cost Description	Current Budget	Committed Costs	Uncommitted Costs	Cost to Date	Projected Costs	Projected Over/Under
Renovation	\$5,752,000	\$5,763,310	\$424	\$5,647,425	\$5,881,003	\$129,003
Design Fees (Reno)	\$579,683	\$676,355	\$0	\$546,923	\$676,355	\$96,672
Design Assessment	\$30,188	\$38,688	\$0	\$38,688	\$38,688	\$8,500
Environmental	\$2,200	\$18,150	\$0	\$18,150	\$18,150	\$15,950
Surveying	\$0	\$0	\$0	\$0	\$0	\$0
GeoTechnical	\$0	\$0	\$0	\$0	\$0	\$0
Material & Test Inspection	\$0	\$0	\$0	\$0	\$0	\$0
Flow Test	\$0	\$0	\$0	\$0	\$0	\$0
Design Contingency	\$30,643	\$0	\$0	\$0	\$0	(\$30,643)
Construction Contingency	\$862,800	\$0	\$0	\$0	\$0	(\$862,800)
Project Contingency	\$0	\$0	\$0	\$0	\$0	\$0
Project Escalation	\$0	\$0	\$0	\$0	\$0	\$0
Bid Advertisements	\$787	\$1,867	\$0	\$1,867	\$1,867	\$1,080
Totals:	\$7,258,301	\$6,498,371	\$424	\$6,253,053	\$6,616,064	(\$642,237)



Project Status Update

Construction Phase

- Dumpster pad work is ongoing
- Alarm system is being replaced
- Window installation nearing completion

Contractual Substantial Completion – October 2017
Forecasted Substantial Completion – October 2017

Schedule Status			
Task Name	Start Date	Finish Date	% Complete
Design	1/11/2013	4/4/2016	100%
Procurement	4/5/2016	7/14/2016	100%
Construction	7/31/2016	10/28/2017	96%
Final Completion	10/29/2017	12/27/2017	0%

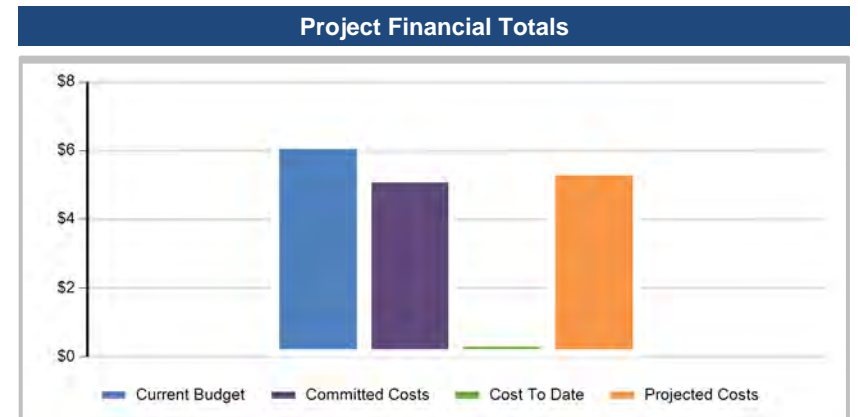
Marshall ES - Refurb
4621 Canal Street
New Orleans, LA 70119

Project Information	
Owner:	Recovery School District
Project Status:	Construction
Funding Source:	CDBG
Architect:	Mahlum / Scairono Martinez Joint Venture
Contractor:	Blanchard Mechanical Contractors

Scope of Work
Refurbishment of existing elementary school, including but not limited to structure, windows, doors, masonry walls and roof.



Budget/Cost Information						
Cost Description	Current Budget	Committed Costs	Uncommitted Costs	Cost to Date	Projected Costs	Projected Over/Under
Renovation	\$4,867,000	\$4,867,000	\$0	\$216,664	\$4,910,783	\$43,783
AE Fees (Reno)	\$508,389	\$348,700	\$0	\$231,877	\$507,959	(\$430)
Design Assessment	\$33,882	\$33,882	\$0	\$33,882	\$33,882	\$0
Environmental	\$8,000	\$13,087	\$0	\$9,104	\$13,087	\$5,087
Surveying	\$9,000	\$17,006	\$0	\$17,006	\$17,006	\$8,006
GeoTechnical	\$7,800	\$4,950	\$0	\$4,950	\$4,950	(\$2,850)
Material & Test Inspection	\$1,200	\$2,635	\$0	\$2,635	\$2,635	\$1,435
Flow Test	\$0	\$0	\$0	\$0	\$0	\$0
Project Contingency	\$813,308	\$0	\$0	\$0	\$0	(\$813,308)
Project Escalation	\$0	\$0	\$0	\$0	\$0	\$0
Bid Advertisements	\$900	\$923	\$0	\$923	\$923	\$23
Totals:	\$6,249,479	\$5,288,182	\$0	\$517,040	\$5,491,224	(\$758,255)



Project Status Update
<p>Construction Phase</p> <ul style="list-style-type: none"> Interior demolition is ongoing Test pile program has started Electrical rough in has started <p>Contractual Substantial Completion – June 2018 Forecasted Substantial Completion – June 2018</p>

Schedule Status			
Task Name	Start Date	Finish Date	% Complete
Design	5/23/2013	5/16/2017	100%
Procurement	5/17/2017	8/31/2017	100%
Construction	8/23/2017	6/18/2018	15%
Final Completion	6/19/2018	8/17/2018	0%

McDonogh 28 - Flooring Renovation


2733 Esplanade Avenue
New Orleans, LA 70119

Project Information

Owner: Recovery School District
Project Status: Final Completion
Funding Source: FEMA
Architect: SCNZ Architects LLC
Contractor: Insulation Technologies

Scope of Work

Removal and install of new flooring



Budget/Cost Information

Cost Description	Current Budget	Committed Costs	Uncommitted Costs	Cost to Date	Projected Costs	Projected Over/Under
Renovation	\$765,500	\$457,120	\$320,000	\$443,500	\$765,500	\$0
Design	\$95,231	\$72,563	\$22,668	\$51,851	\$95,231	\$0
Environmental	\$0	\$4,279	\$0	\$4,279	\$4,279	\$4,279
Contingency	\$129,380	\$0	\$0	\$0	\$0	(\$129,380)
Escalation	\$23,166	\$0	\$0	\$0	\$0	(\$23,166)
Advertisement	\$1,800	\$900	\$0	\$900	\$900	(\$900)
Totals:	\$1,015,077	\$534,863	\$342,668	\$500,530	\$865,910	(\$149,167)

Project Financial Totals



Project Status Update

Design Phase
• A&E working on scope of work for flooring replacement on 2nd and 3rd floor

Schedule Status

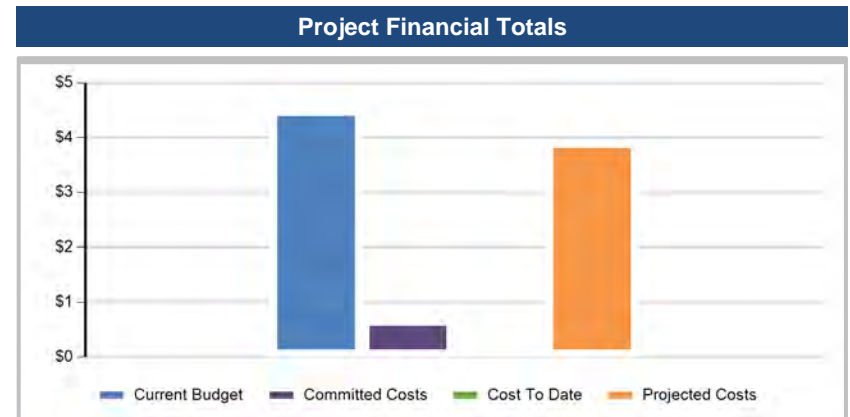
Task Name	Start Date	Finish Date	% Complete
Design	9/19/2017	12/13/2017	28%
Procurement	12/14/2017	3/21/2018	0%
Construction	3/22/2018	6/19/2018	0%
Final Completion	6/20/2018	7/19/2018	0%

Project Information	
Owner:	Recovery School District
Project Status:	Design
Funding Source:	CDBG
Architect:	HMS
Contractor:	TBD

Scope of Work
Refurbishment of existing elementary school, including but not limited to structure, windows, doors, masonry walls and roof.



Budget/Cost Information						
Cost Description	Current Budget	Committed Costs	Uncommitted Costs	Cost to Date	Projected Costs	Projected Over/Under
Renovation	\$3,232,489	\$0	\$3,232,489	\$0	\$3,232,489	\$0
Design Fees	\$339,537	\$674,662	\$0	\$202,459	\$674,662	\$335,125
Design Assessment	\$22,308	\$22,308	\$0	\$22,308	\$22,308	\$0
Environmental	\$0	\$2,146	\$0	\$2,146	\$2,146	\$2,146
Surveying	\$0	\$5,473	\$0	\$5,473	\$5,473	\$5,473
GeoTechnical	\$0	\$0	\$0	\$0	\$0	\$0
Materials & Inspections	\$0	\$1,705	\$0	\$1,705	\$1,705	\$1,705
Flow Test	\$0	\$0	\$0	\$0	\$0	\$0
Design Contingency	\$18,132	\$0	\$0	\$0	\$0	(\$18,132)
Construction Contingency	\$808,122	\$0	\$0	\$0	\$0	(\$808,122)
Project Contingency	\$0	\$0	\$0	\$0	\$0	\$0
Project Escalation	\$107,854	\$0	\$0	\$0	\$0	(\$107,854)
Bid Advertisements	\$787	\$0	\$787	\$0	\$787	\$0
Totals:	\$4,529,229	\$706,294	\$3,233,276	\$234,091	\$3,939,570	(\$589,659)



Project Status Update
<p><i>Design Phase</i></p> <ul style="list-style-type: none"> • Owner is reviewing scope • Project placed on hold

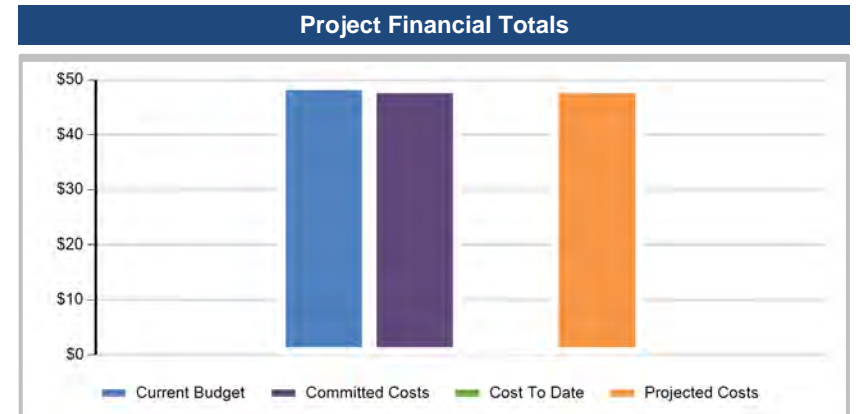
Schedule Status			
Task Name	Start Date	Finish Date	% Complete
Design	2/19/2014	12/7/2017	82%
Procurement	12/8/2017	3/14/2018	0%
Construction	3/15/2018	12/9/2018	0%
Final Completion	12/10/2018	2/7/2019	0%

Project Information	
Owner:	Recovery School District
Project Status:	Procurement
Funding Source:	FEMA
Architect:	Trapolin Peer Architects, APC
Contractor:	Core Construction Services, LLC

Scope of Work
New High School, CMAR



Budget/Cost Information						
Cost Description	Current Budget	Committed Costs	Uncommitted Costs	Cost to Date	Projected Costs	Projected Over/Under
Construction	\$45,601,009	\$45,773,397	\$0	\$142,483	\$45,773,397	\$172,388
Renovation	\$0	\$0	\$0	\$0	\$0	\$0
AE Design - Construction	\$1,347,931	\$1,464,071	\$0	\$355,772	\$1,464,071	\$116,140
Design Fee	\$0	\$0	\$0	\$0	\$0	\$0
Environmental	\$0	\$0	\$0	\$0	\$0	\$0
Surveying	\$0	\$5,907	\$0	\$5,907	\$5,907	\$5,907
Geotechnical	\$0	\$5,285	\$0	\$5,285	\$5,285	\$5,285
Flow Test	\$0	\$0	\$0	\$0	\$0	\$0
Contingency	\$2,359,504	\$1,368,030	\$0	\$0	\$1,368,030	(\$991,474)
Escalation	\$0	\$0	\$0	\$0	\$0	\$0
Bid Advertisement	\$0	\$0	\$0	\$0	\$0	\$0
Commissioning	\$241,147	\$241,147	\$0	\$0	\$241,147	\$0
Totals:	\$49,549,591	\$48,857,837	\$0	\$509,447	\$48,857,837	(\$691,754)



Project Status Update
<p>Design Phase</p> <ul style="list-style-type: none"> A&E will submit 100% construction documents October 13th Test pile program continues <p>Contractual Substantial Completion – TBD Forecasted Substantial Completion – TBD</p>

Schedule Status			
Task Name	Start Date	Finish Date	% Complete
Design	11/7/2016	1/16/2018	78%
Construction	1/17/2018	4/15/2020	0%

Schaumburg Roof and Harney Gutters & Downspouts

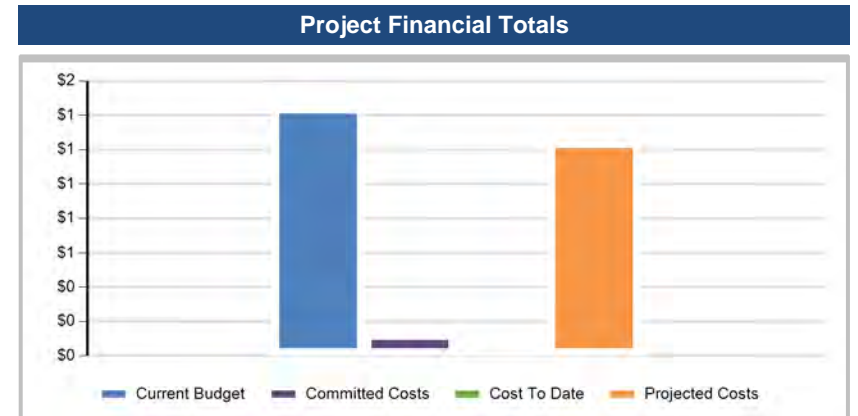
9501 Grant Street
New Orleans, LA 70127
2503 Willow Street
New Orleans, LA 70113

Project Information	
Owner:	Recovery School District
Project Status:	Procurement
Funding Source:	FEMA
Architect:	Scairono Martinez Architects APAC
Contractor:	TBD

Scope of Work
Roof replacement at Schaumburg and repairs to gutters and downspouts at Harney



Budget/Cost Information						
Cost Description	Current Budget	Committed Costs	Uncommitted Costs	Cost to Date	Projected Costs	Projected Over/Under
Renovation	\$1,106,517	\$0	\$1,106,517	\$0	\$1,106,517	\$0
Design Renovation	\$123,422	\$123,422	\$0	\$78,417	\$134,175	\$10,753
Surveying	\$0	\$9,350	\$0	\$9,350	\$9,350	\$9,350
Project Contingency	\$184,760	\$0	\$0	\$0	\$0	(\$184,760)
Project Escalation	\$36,952	\$0	\$0	\$0	\$0	(\$36,952)
Bid Advertisements	\$1,800	\$1,539	\$294	\$1,539	\$1,833	\$33
Totals:	\$1,453,451	\$134,311	\$1,106,811	\$89,306	\$1,251,875	(\$201,576)



Project Status Update
<p>Schaumburg Procurement Phase</p> <ul style="list-style-type: none"> Bids are under advisement <p>Harney Procurement Phase</p> <ul style="list-style-type: none"> 1st Advertisement - October 11th 2nd Advertisement - October 18th 3rd Advertisement - October 25th Pre-Bid Conference - October 26th Bid Opening - November 15th

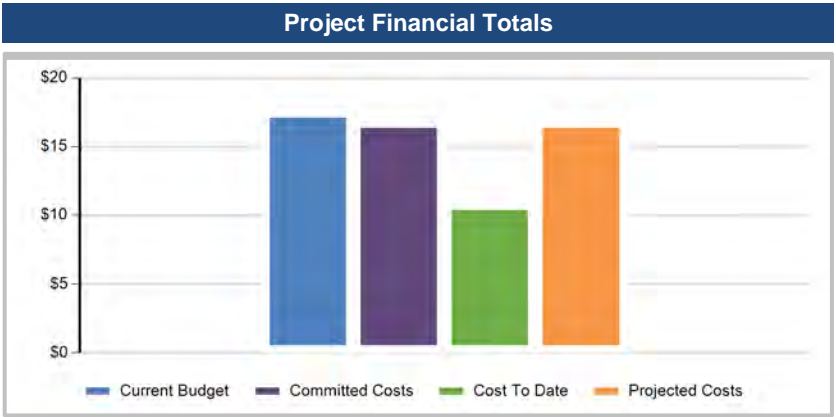
Schedule Status			
Task Name	Start Date	Finish Date	% Complete
Design	3/8/2017	7/26/2017	100%
Procurement	7/26/2017	10/31/2017	80%
Construction	11/1/2017	4/29/2018	0%
Final Completion	4/30/2018	5/29/2018	0%

Project Information	
Owner:	Recovery School District
Project Status:	Construction
Funding Source:	FEMA/Tax Credits
Architect:	Mahlum / Scairono Martinez Joint Venture
Contractor:	Construction Masters, Inc.

Scope of Work
Renovation of existing elementary school and new addition to meet code requirements



Budget/Cost Information						
Cost Description	Current Budget	Committed Costs	Uncommitted Costs	Cost to Date	Projected Costs	Projected Over/Under
Renovation	\$14,247,000	\$14,908,711	\$0	\$9,225,892	\$14,921,155	\$674,155
Selective Demolition	\$268,000	\$268,000	\$0	\$268,000	\$268,000	\$0
A/E Design	\$1,360,626	\$1,575,811	\$0	\$1,312,463	\$1,575,811	\$215,185
AE Demolition	\$34,440	\$34,442	\$0	\$34,442	\$34,442	\$2
Environmental	\$4,400	\$13,926	\$0	\$13,926	\$13,926	\$9,526
Survey	\$27,500	\$9,350	\$0	\$9,350	\$9,350	(\$18,150)
Geotechnical	\$16,500	\$4,895	\$0	\$4,895	\$4,895	(\$11,605)
Flow Test	\$770	\$0	\$0	\$0	\$0	(\$770)
Contingency	\$1,603,121	\$0	\$0	\$0	\$0	(\$1,603,121)
Escalation	\$0	\$0	\$0	\$0	\$0	\$0
Bid Advertisements	\$1,970	\$2,102	\$0	\$2,102	\$2,102	\$132
Commissioning	\$70,000	\$69,722	\$0	\$29,283	\$69,722	(\$278)
Totals:	\$17,634,327	\$16,886,959	\$0	\$10,900,353	\$16,899,403	(\$734,924)



Project Status Update
<p>Construction Phase</p> <ul style="list-style-type: none"> • Wood floor replacement is ongoing • Floor replacement is ongoing on second floor • MEP system installation is ongoing • Exterior plaster repairs are ongoing • Installation of insulation has started <p>Contractual Substantial Completion – July 2018 Forecasted Substantial Completion – July 2018</p>

Schedule Status			
Task Name	Start Date	Finish Date	% Complete
Design	7/30/2013	12/7/2015	100%
Procurement	12/8/2015	5/8/2016	100%
Construction	5/9/2016	7/30/2018	67%
Final Completion	7/31/2018	9/28/2018	0%

**Village de l'Est, Sarah T. Reed, Rosenwald
HVAC Equipment/Fencing**

5100 Cannes Street
5316 Michoud Boulevard
6501 Berkley Drive

Project Information

Owner: Recovery School District
Project Status: Construction
Funding Source: FEMA
Architect: Marrero, Couvillon & Associates, LLC
Contractor: Industrial & Mechanical Contractors, INC

Scope of Work

Replacement of HVAC at Village de l'Est and Rosenwald.
Replacement of HVAC and fencing at Sarah T. Reed



Budget/Cost Information

Cost Description	Current Budget	Committed Costs	Uncommitted Costs	Cost to Date	Projected Costs	Projected Over/Under
Renovation	\$1,474,000	\$1,492,258	\$193	\$444,000	\$1,516,234	\$42,234
Design Fees	\$130,520	\$143,572	\$0	\$102,065	\$143,572	\$13,052
Contingency	\$240,825	\$0	\$0	\$0	\$0	(\$240,825)
Escalation	\$48,165	\$0	\$0	\$0	\$0	(\$48,165)
Advertisements	\$981	\$981	\$0	\$981	\$981	\$0
Totals:	\$1,894,491	\$1,636,811	\$193	\$547,047	\$1,660,787	(\$233,704)

Project Financial Totals



Project Status Update

Construction Phase

- Village - AC units are installed
 - Village - Ductwork is being installed in the attic space
 - Reed - Fencing is nearing completion
 - Reed - New cooling tower has need installed
 - Rosenwald - Contractor is installing the fan coils units
- Contractual Substantial Completion – December 2017
Forecasted Substantial Completion – December 2017

Schedule Status

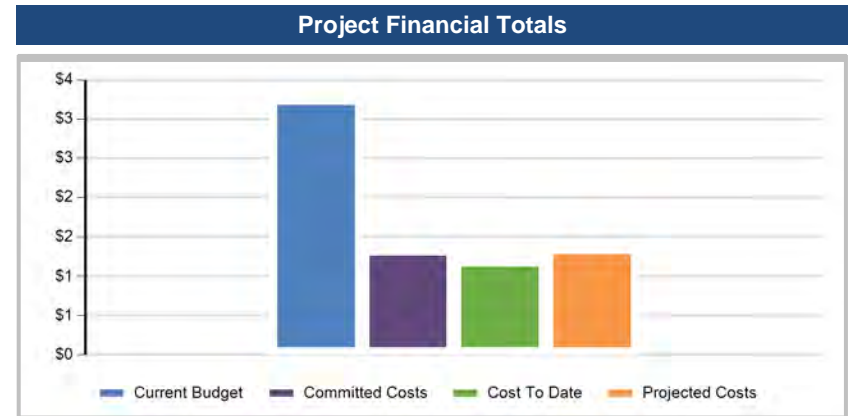
Task Name	Start Date	Finish Date	% Complete
Design	6/1/2008	2/1/2016	100%
Procurement	1/28/2017	3/8/2017	100%
Construction	6/14/2017	12/10/2017	60%
Final Completion	11/2/2017	12/31/2017	0%

Project Information	
Owner:	ORLEANS PARISH SCHOOL BOARD
Project Status:	Design
Funding Source:	FEMA/Bonds/Capital
Architect:	Chenevert Architects LLC
Contractor:	Construction Masters, Inc.

Scope of Work
Refurbishment of existing elementary school, including but not limited to structure, windows, doors, masonry walls and roof.



Budget/Cost Information						
Cost Description	Current Budget	Committed Costs	Uncommitted Costs	Cost to Date	Projected Costs	Projected Over/Under
Renovation	\$1,671,893	\$1,033,113	\$14,449	\$902,551	\$1,047,563	(\$624,330)
AE Renovation	\$323,332	\$319,699	\$0	\$310,508	\$319,699	(\$3,633)
Permits/Fees	\$44	\$40	\$0	\$40	\$40	(\$4)
Material & Test Inspection	\$5,796	\$7,389	\$0	\$7,389	\$7,389	\$1,593
Project Contingency	\$1,271,978	\$0	\$0	\$0	\$0	(\$1,271,978)
Escalation	\$0	\$0	\$0	\$0	\$0	\$0
Totals:	\$3,273,043	\$1,360,241	\$14,449	\$1,220,488	\$1,374,691	(\$1,898,352)



Project Status Update
<p><i>Construction Phase</i></p> <ul style="list-style-type: none"> • Exterior tuck pointing is ongoing • Roof work is nearing completion <p>Contractual Substantial Completion – December 2017 Forecasted Substantial Completion – December 2017</p>

Schedule Status			
Task Name	Planned	Forecast	Actual
Design	May 2015	May 2015	May 2015
Procurement	Jul 2015	Jul 2015	Jan 2017
Construction	Mar 2017	Mar 2017	Apr 2017
Final Completion	Dec 2017	Dec 2017	

Ben Franklin ES - Reno

1116 Jefferson Avenue
New Orleans, LA 70115

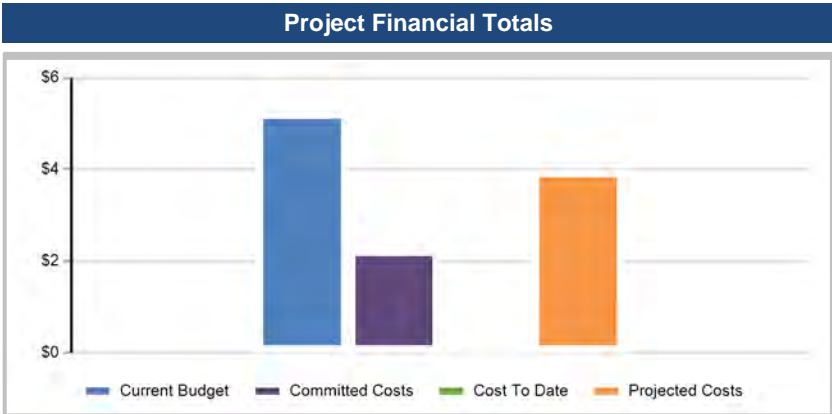


Project Information	
Owner:	ORLEANS PARISH SCHOOL BOARD
Project Status:	Procurement
Funding Source:	Bonds
Architect:	N-Y Associates, Inc
Contractor:	TBD

Scope of Work
Renovation of existing elementary school



Budget/Cost Information						
Cost Description	Current Budget	Committed Costs	Uncommitted Costs	Cost to Date	Projected Costs	Projected Over/Under
Construction	\$4,730,923	\$0	\$1,696,024	\$0	\$1,696,024	(\$3,034,899)
Renovation	\$0	\$1,980,000	\$0	\$0	\$1,980,000	\$1,980,000
Design	\$0	\$0	\$0	\$0	\$0	\$0
Design-Renovation	\$496,421	\$293,347	\$0	\$227,017	\$304,402	(\$192,020)
Reimbursables	\$0	\$0	\$0	\$0	\$1,802	\$1,802
Permit/Fees	\$0	\$0	\$0	\$0	\$20	\$20
Environmental	\$38,022	\$9,075	\$0	\$9,075	\$9,075	(\$28,947)
Totals:	\$5,265,366	\$2,282,422	\$1,696,024	\$236,092	\$3,991,322	(\$1,274,044)



Project Status Update
<p><i>Procurement Phase</i></p> <ul style="list-style-type: none"> Contracts are being reviewed

Schedule Status			
Task Name	Planned	Forecast	Actual
Design	Apr 2014	Apr 2014	Apr 2014
Procurement	Mar 2015	Jun 2017	Aug 2017
Construction	Jul 2017	Dec 2017	
Final Completion	Aug 2018	Dec 2018	

Warren Easton Courtyard Waterproofing

3019 Canal Street
New Orleans, LA 70119

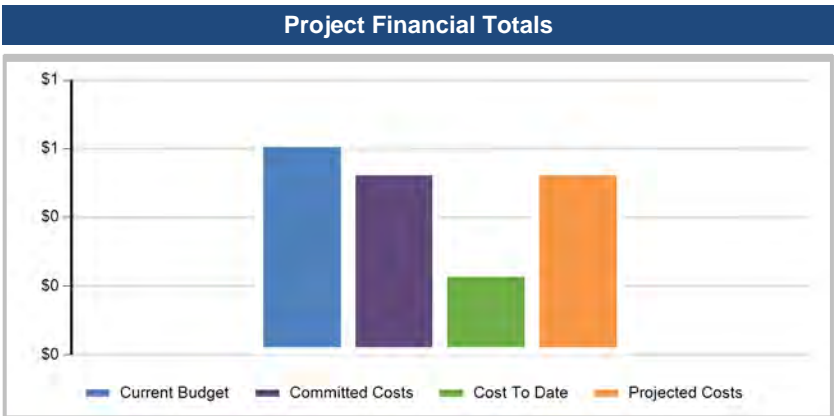


Project Information	
Owner:	ORLEANS PARISH SCHOOL BOARD
Project Status:	Construction
Funding Source:	Bond
Architect:	VergesRome
Contractor:	TBD

Scope of Work
Installation fo new waterproofing at courtyard area



Budget/Cost Information						
Cost Description	Current Budget	Committed Costs	Uncommitted Costs	Cost to Date	Projected Costs	Projected Over/Under
Renovation	\$500,313	\$495,847	\$0	\$216,150	\$495,847	(\$4,466)
	\$47,400	\$47,407	\$0	\$33,659	\$47,407	\$7
	\$77,887	\$0	\$0	\$0	\$0	(\$77,887)
Totals:	\$625,600	\$543,254	\$0	\$249,809	\$543,254	(\$82,346)



Project Status Update
<p><i>Construction Phase</i></p> <ul style="list-style-type: none"> • Brick and mortar repairs are nearing completion <p>Contractual Substantial Completion – November 2017 Forecasted Substantial Completion – November 2017</p>

Schedule Status			
Task Name	Planned	Forecast	Actual
Design	Oct 2016	Oct 2016	Oct 2016
Procurement	Mar 2017	Mar 2017	Mar 2017
Construction	May 2017	Jun 2017	Jun 2017
Final Completion	Aug 2017	Nov 2017	



Appendix A RSD Funding Analysis Reports

Quarterly Report ending September 30, 2017

TABLE OF CONTENTS

Item 1. Executive Summary	2
Item 2. PW 19166 Alternate Project (SSR) Amendment Requests. . .	3
Item 3. PW Version Requests.	4
Item 4. Grant Maintenance	4
Item 5. Environmental & Historic Preservation (EHP)	6
Item 6. Project Support	7
Item 7. Closeout	9
Item 8. Summary of FEMA Funding	11

Quarterly Report ending September 30, 2017

Item 1. Executive Summary

SUMMARY OF RSD OBLIGATED AND PENDING PROJECTS

CURRENT FEDERAL OBLIGATION	FEDERAL FUNDS PAID	FEDERAL FUNDS BALANCE
\$1,569,731,245.83	\$1,343847509.49	\$225,885,038.17
3rd Quarter 2017 Federal Funds Paid		\$25,406,503.02

The Grants Management Team reviewed scope of ongoing and past construction projects during the second quarter to determine the need for version and amendment requests and assisted with responses to the Governor’s Office of Homeland Security and Emergency Preparedness (GOHSEP) inquiries pertaining to requests for reimbursement submitted to GOHSEP by Louisiana Department of Education (LDOE). Three amendment requests to Project Worksheet (PW) #19166 valued at \$3,300,000 were submitted to GOHSEP / the Federal Emergency Management Agency (FEMA) and seven amendment requests valued at \$15 139 261* were approved during the quarter. Currently, there are two outstanding amendment requests submitted prior to this quarter valued at \$ \$4,098,035 that the Grants Management Team is tracking through the GOHSEP and FEMA approval process.

To date, the Closeout Team has closed 972 PWs. The remaining 173 open PWs, with the exception of PW #19166, are large stand-alone projects and one newly obligated small project that continue to be reviewed for reconciliation and submission to closeout. Regarding PW #19166, the Closeout Team is currently working to reconcile each project within a site before submitting the site package to the grantee. Concurrently, inspections increased with the Closeout Inspection Team working closely with GOHSEP and FEMA by scheduling weekly inspections at various project site locations. Pending the completion of the reconciliation process by the Closeout Team of the stand-alone PWs during the next quarter, an inspection may be required on these projects.

* Approved amendment requests represent eligibility of re-occupancy scope of work primarily funded by CDBG. The scope of work was requested for approval to fund AE fees and any payroll which did not meet CDBG certified payroll requirements. Please see section for CDBG below.

Quarterly Report ending September 30, 2017

Item 2. PW #19166 Alternate Project (SSR) Amendment Requests

Amendments Approved by FEMA in the Third Quarter:

Facility	Work Description	Approval Date	Amount
Live Oak ES	Past re-occupancy scope	AIDB #2622 July 27, 2017	\$2,217,000
Drew ES	Past re-occupancy scope	AIDB #2633 August 23, 2017	\$3,100,000
Crossman ES	Past re-occupancy scope	AIDB # 2593 August 23, 2017	\$3,214,549
Dibert ES	Past re-occupancy scope	AIDB #2624 August 23, 2017	\$1,400,000
McDonogh 42 ES	Past re-occupancy scope	AIDB #2631 August 23, 2017	\$2,550,000
Schaumburg ES	Expanded repair scope	AIDB #2637 August 30, 2017	\$857,712
Harney ES	Past re-occupancy scope	AIDB # 2623 August 6, 2017	\$1,800,000

Note: The "past re-occupancy" amendment requests submitted in the Second Quarter represent past work which had been funded by CDBG. Although the entire project amount was requested via the associated amendment requests, use of SSR funding will be limited to the cost of AE fees and project costs which were not in compliance with Davis-Bacon (Certified Payroll) requirements.

Amendments Submitted to GOHSEP in the Third Quarter:

Facility	Work Description	Submittal Date	Amount
James Johnson ES	Demolition and A-EHP Review	AIDB #2654 July 24, 2017	\$1,000,000
Cohen HS	Demolition and A-EHP Review	AIDB #2649 July 10, 2017	\$1,300,000
Paul Habans (old) ES	Demolition and A-EHP Review	AIDB #2653 July 24, 2017	\$1,000,000

Amendments Submitted Prior to the Third Quarter Pending FEMA Approval:

Facility	Work Description	Submittal Date	Amount
Carver HS	Bio swales and concession bldg.	AIDB #TBD June 13, 2017	\$1,200,000
Force Account Labor	FAL 2011-2014	AIDB #TBD September 13, 2016	\$2,898,035

New Construction, Renovations, and Refurbishments

The following campus projects are part of the RSD's continued efforts to build, renovate, and refurbish schools. Planning for these schools will move forward pending the availability of funds and amendment requests will be submitted at that time.

Facility	Work Description
Berhman ES	Renovation
Cohen HS	New
Clark ES	Refurbishment
Career Tech Center	Renovation
McDonogh 7 ES	Refurbishment

Quarterly Report ending September 30, 2017

Item 3. PW Version Requests

There were no version requests submitted or received during the third quarter of 2017.

Temporary Modular Facilities

- Subsequent to the completion of the 2nd quarter analysis of past work on modular campuses previously deemed ineligible by FEMA, it was determined that additional funding recovery for this work is unlikely by way of the standard version request process.
- Additional recovery options continue to be explored, and may be undertaken once a ruling on the pending RSD/OPSB insurance arbitration is received.

Category G Consolidation

- Once clarifying guidance on the Administrative Closure process was provided mid-August 2017, the Funding team moved forward with submission of six Administrative Closure requests, including two of the three Category G PWs previously included in the rollop request.

As the third Category G PW originally identified for a potential rollop had a small payment (when it was originally a small project), it will require standard closeout reconciliation, which the team anticipates completing in the fourth quarter.

55

Item 4. Grant Maintenance

Community Development Block Grant (CDBG)

- During the third quarter, the Funding Team has been successful in its efforts to correct funding allocations associated with CDBG re-occupancy projects. These projects which are dual funded (FEMA and CDBG) require reconciliation of project expenses and appropriate debits/credits to the funding sources. This is accomplished by withdrawing and resubmitting correct reimbursement and payment requests for both CDBG and FEMA funding.
- Of the 19 dual funded projects, four projects that have been submitted to GOHSEP for RRF corrections. Three of those four have been submitted to OCD for those payment corrections. This is 21% progress of the cleanup work toward closing the CDBG projects.

Quarterly Report ending September 30, 2017

<u>Project</u>	<u>FEMA RRF</u>	<u>CDBG RFP</u>	<u>Date Submitted</u>	<u>Net Change</u>
Cohen	\$3,429,596.33	\$1,909.67	08/03/2017	-\$249,463.32
Collon	\$87,841.38	\$270,253.62	09/12/2017	\$141,435.64
Reed	\$502,486.31	\$0.00	09/01/2017	\$531,605.00
Dibert	\$394,857.13	\$130,898.28	09/20/2017	-\$122,342.82
Overall Update	\$4,414,781.15	\$403,061.57		\$301,234.50

Project Management Fees

- The Funding Team continues to work with GOHSEP to gain reconciliation of nearly \$70 million in PM fees, which had been on hold pending FEMA approval.

Section 552 Administrative Fees

- The Funding Team is also working with GOHSEP to gain reconciliation for more than \$23M in Section 552 costs also on hold pending FEMA's approval of RSD's methodology.
- The Funding Team is also working with GOHSEP to request reimbursement of a Congressionally-authorized Closeout Incentive (COI) as a financial incentive for closeout of project worksheets outside the Single Settlement Reimbursement. The focus of this effort currently is on PWs for work completed before September 2012.

Insurance Reconciliations

- During the third quarter, the Funding Group completed packaging and submission of the initial Administrative Closure requests. As noted in previous monthly reports, Administrative Closure is a streamlined closeout mechanism for project worksheets that have been zeroed out by insurance deductions and have had no payments or expenses processed.
- As of the end of the Quarter, the requested PWs are all showing as "closeout in process" with no additional feedback or RFI's from FEMA or GOHSEP. With these project worksheets potentially complete, the team is now moving forward with the resolution of the remaining insurance reallocation for project worksheets that contain problematic expenses such as Restart funding.

Quarterly Report ending September 30, 2017

Negative Balance

- As of September 2017, the Louisiana Public Assistance (LAPA) web-based system indicates a total negative balance of \$50,017,813.40 (including Fed & Admin amounts) across all RSD FEMA recovery grants for Hurricane Katrina, majority of which (~\$48.73M) is on PW 18597 mainly resulting from de-obligated funds and expenses moved to SSR PW #19166. In addition, GOHSEP continues to attribute Applied Payments for small closeout related RRFs for other PWs towards the negative balance on PW #18597.
- The Funding Team has developed an internal tracker detailing current negative balance on PW #18597 and reimbursement status of pending RRFs/expenses to be applied towards the negative balance. Team continues to update monthly with status of each submitted RRF/expense in GOHSEP's review queue and payment transaction details upon GOHSEP approval. Team also continues to work with RSD & LDOE Finance to identify any additional expenses not yet submitted to GOHSEP and review those expenses for eligibility and determine reimbursement amounts to be applied towards the negative balance.
- During the third quarter of 2017, the Grants Management Team continued work on reconciliation of the Large Outstanding Issues (LOI) as they relate to potential reductions of the negative balance. This quarter saw additional clarity on the issue of Satterfield and Pontikes costs relating to MLK Kitchens (PW #19166 RRF 2640). This RRF is pending GOHSEP approval and the team is working on providing documentation supporting cost reasonableness. Other RRFs associated with LOI (e.g. Mathes Briere Architects costs relating to Central & Satellite Kitchens) have been submitted and currently pending GOHSEP review and approval. No other LOI related reimbursements for this quarter. To date, the team has recovered approximately \$13.8M in non-PM/GM LOI items. In addition, seven (7) new RRFs were submitted this quarter for CDBG reconciliation cleanup efforts (Cohen, Reed, Colton & Dibert) with a request for applied payments towards the negative balance. These RRFs are also currently pending GOHSEP review and approval. GOHSEP has now begun processing pending PM/DAC RRFs which has a potential to further reduce the negative balance by ~ \$25M.

Item 5. Environmental and Historic Preservation (EHP)

Staff continued to provide support on multiple Environmental and Historic Preservation (EHP) issues including design reviews on Secretary of the Interior compliant building rehabilitation as well as memoranda of agreements and streamlined Section 106 consultations between RSD, GOHSEP, FEMA, State Historic Preservation Office (SHPO), and the Advisory Council on Historic Preservation in accordance with the Secondary Programmatic Agreement (2PA).

ES – Elementary School

MS – Middle School

HS – High School

- Bauduit ES:** RSD Environmental and Historic Preservation (EHP) consultant has assisted in a site review of the quality of repointing and brick repair for this school. Clear guidance regarding their non-compliance to Secretary of the Interior Standards in the use of mechanical tools was discussed. Areas of damage have been identified along with the corrective work to be done.

Quarterly Report ending September 30, 2017

- **Marshall MS:** Construction has just begun at this site. The RSD EHP consultant will plan to attend a site meeting to reiterate the Secretary of Interior Standards and be available for questions.
- **John McDonogh HS:** RSD EHP consultant has provided assistance in the continuing design build process as details specific to the new scope for the ceiling in the auditorium are now determined. Additionally, the consultant is assisting in the treatment measures relative to the mechanical conduit conflict through historic window sashes and the relocation of roof vents.
- **Harriet Tubman ES:** Construction is progressing, and no additional consultation is needed at this time.
- **Booker T. Washington HS:** Some of the demolition activities are continuing to reveal additional damage of which we have provided FEMA and SHPO documentation and notice of a change in treatment. This quarter, the skylight windows at the atrium need full replacement and we have forwarded photographic documentation of this condition. FEMA has accepted the assessment and indicated approval to proceed with replacement. An addendum to the recoupment report will be prepared in the fourth quarter.

Item 6. Project Support

Tax Credits

State Historic Rehabilitation Commercial Tax Credits

In addition to preparing applications for projects sufficiently complete in the design phase to be representative of the scope of work, monitoring the construction changes is taking place in order to notify SHPO of any that appear to affect the tax credit applications. The status is as follows:

- **Henry Allen ES:** We have provided the final Part III application with the estimated cost of construction and the qualified expenses for signature and will send the package for approval to the State Historic Preservation Officer when received.
- **Agnes Bauduit ES:** No activities this quarter, construction is on-going
- **A.D. Crossman ES:** No additional work is needed at this time. Part III photos and application are complete with the exception of QREs which are provided by a third party.
- **Douglass HS:** We have provided the final Part III application with the estimated cost of construction and the qualified expenses for signature and will send the package for approval to the State Historic Preservation Officer when received.
- **Gentilly Terrace ES:** We have provided the final Part III application with the estimated cost of construction and the qualified expenses for signature and will send the package for approval to the State Historic Preservation Officer when received.

Quarterly Report ending September 30, 2017

- **Andrew Jackson ES:** No additional work is needed at this time. Part III application will commence in the fourth quarter.
- **Laurel ES:** The completion of construction is anticipated to be October 2017 at which time RSD will proceed with the Part III application and photographs.
- **McDonogh 28 JHS:** We have provided the final Part III application with the estimated cost of construction and the qualified expenses for signature and will send the package for approval to the State Historic Preservation Officer when received.
- **Harriet Tubman ES:** Part II has been amended a third time to provide revised information on the re-use of historic wood flooring. Additionally, the scope of work for the cottage renovation was submitted.
- **Sophie B. Wright ES:** Part III application has been approved. No further actions are required.

Interpretive Displays

Jacobs/CSRS is continuing to coordinate efforts to complete interpretive displays pursuant to the Historic Programmatic Memorandum of Agreements and Findings of Effect.

- **Booker T. Washington HS:**
 - Draft boards of the interpretive display were transmitted to FEMA for review. Additionally, FEMA is coordinating a working group meeting to invite the signatories and the concurring parties as this was delayed and not done as Intended in 2012. This meeting is set for the end of October.
- **George Washington Carver HS:**
 - The display has been installed. FEMA has provided a letter documenting that the terms of the Standard Mitigation Measure Agreement have been met.

Interpretive Displays

Jacobs/CSRS is continuing to coordinate efforts to complete interpretive displays pursuant to the Historic Programmatic Memorandum of Agreements and Findings of Effect.

- **Booker T. Washington HS:**
 - Draft boards were revised to include feedback by FEMA – SHPO Liaison and FEMA EHP Coordinator. Coordination meeting with consulting parties is scheduled October 31, 2017.
- **George Washington Carver HS:**
 - All requirements associated with the Interpretive Display have been completed and there is no further action required of RSD for this project at this time.

Quarterly Report ending September 30, 2017

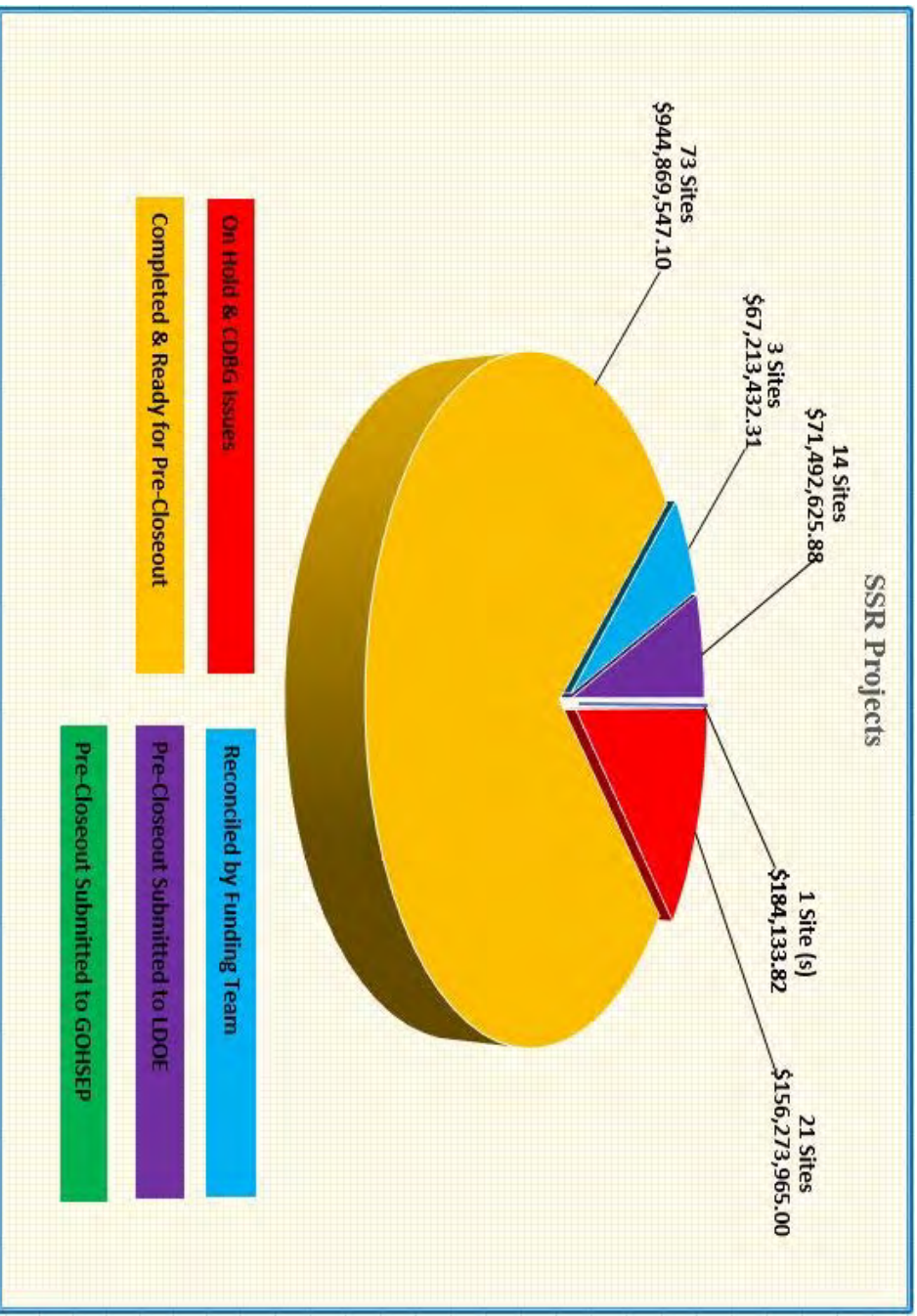
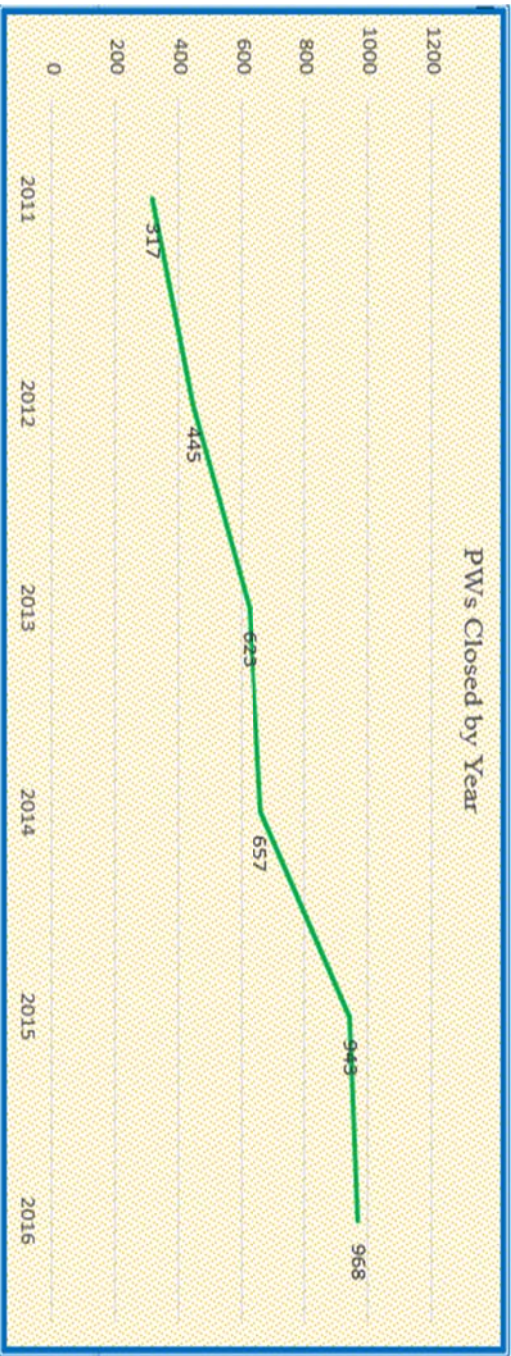
Item 7. Closeout

Louisiana Department of Education & GOHSEP

- During the quarter, the Closeout Team has been working with GOHSEP on the closeout numbers for the RSD closeout Project Worksheets (PWS) due to the “glitch” encountered in July 2016 within the Louisiana Public Assistance (LAPA) website reporting where the website has been inaccurately reporting the number of PWS closed for the RSD. The Closeout Team’s efforts have been to maintain the current reporting of closeout PWS prior to the inaccurate reporting from LAPA. The Closeout Team worked with FEMA and GOHSEP on a coordinated priority listing of ready to be closed PWS. The team prioritized the work based on the projects that were completed and all expenses were submitted and paid. The Closeout Team submitted one PW (PW #12723) for closeout to GOHSEP. Lastly, GOHSEP closed 13 PWS this quarter totaling \$1,907,814.21 in obligated funds.
- The SSR Closeout Team is conducting review and reconciliation of the 112 sites within the SSR. These will be packaged as pre-closeout submittals to RSD/LDOE/GOHSEP/FEMA for review and approvals. PW #19166 will not be closed until all sites are approved. The SSR team submitted five pre-closeout packages to RSD for review and approval this quarter for a total of \$61,493,733.34.
- The Closeout Team also conducted four site inspections: Morial, Avery Alexander, Abrams, and Terrell. The Closeout Team will continue to work closely with GOHSEP and FEMA inspection departments to ensure all projects needing site inspections are being handled and properly inspected.
- The first two charts listed below reflect what has been closed since 2011 and the dollar value tied to each year. In addition, the SSR chart reflects the projects that are open, completed and ready for pre-closeout, reconciled by the closeout funding team, and what has been submitted to LDOE.
- The first two charts listed below reflect what has been closed since 2011 and the dollar value tied to each year. In addition, the SSR chart reflects the projects that are open, completed and ready for pre-closeout, reconciled by the closeout funding team, and what has been submitted to LDOE.

Quarterly Report ending September 30, 2017

RSD Closeout Status



Quarterly Report ending September 30, 2017

Item 8. Summary of FEMA Funding

Work Type	*Eligible Obligated	Federal Amount Paid	Balance
Contents	\$115,054,720.76	\$95,869,979.19	\$19,184,741.57
Debris Removal/Demolition Costs	\$0.00	\$0.00	\$0.00
Immediate Re-Occupation Costs	\$4,204.20	\$4,204.20	\$0.00
Labor and Equipment Costs	\$1,527,909.28	\$1,387,165.99	\$140,743.29
Management Costs	\$19,659,050.43	\$15,207,458.82	\$4,451,591.61
Permanent Facility Repair	\$1,123,913.06	\$1,457,936.18	-\$334,023.12
Permanent Facility Replacement	\$1,315,988,538.56	\$1,101,675,528.30	\$214,313,010.26
Stabilization/Temporary Roof Repair	\$167,911.81	\$225,924.70	-\$58,012.89
Temporary Facility and related costs	\$164,872,345.44	\$141,718,451.85	\$23,153,893.59
Grand Total	\$1,618,398,593.54	\$1,357,546,649.23	\$260,851,944.31

Recovery School District Totals	June 30,2017	September 30,2017	\$\$ Change
Eligible Obligated	\$1,569,732,547.66	\$1,618,398,593.54	\$48,666,045.88
Federal Paid	\$1,343,847,509.49	\$1,357,546,649.23	\$13,699,139.74
Federal Balance	\$225,885,038.17	\$260,851,944.31	(\$34,966,906.14)

NOTE: Information obtained from the Louisiana Public Assistance System on March 31st, 2017.



Appendix B OPSB Funding Analysis Reports

Appendix B OPSB Funding Analysis Reports

TABLE OF CONTENTS

Part I.....	2
Item 1. Executive Summary	2
Item 2. SSR Amendments.....	3
Item 3. Transfer Alternate Project PW 19297, 19298, 19301 Funding into SSR PW 19290.....	4
Item 4. RRF and Grant Processing	6
Item 5. Environmental and Historic Preservation (EHP).....	7
Item 6. Deliverables Completed	8
Item 7. Close-Outs Approved & In Pipeline.....	14
Part II.....	15
Item 8. Project Worksheets Reviewed.....	15
Item 9. Summary of FEMA Funding.....	16

Part I

Item 1. Executive Summary

General

The 3rd Quarter of 2017 was a period focused heavily on developing new processes, in-depth eligible cost reconciliations, extensive costs reasonableness analyzes, and activities associated with close-outs, for the Orleans Parish School Board (OPSB) Funding Team. In addition, the Funding Team achievements this quarter consisted of the following: 1) prepared and submitted four (4) reimbursement packages (\$1.023M), 2) facilitated closing five (5) PWs that were submitted for close-out within the past six months (6) months for a total of \$132k, 3) completed 10+ cost reasonableness analyzes for over \$750k of eligible funding, 4) developed new internal processes between the OPSB and the Funding Team to obtain checks/invoices and to track revenue receipts for OPSB accounting transactions from the Louisiana (Division of Administration) Office of Statewide Reporting and Accounting Policy (OSRAP), as associated with all FEMA reimbursements, 5) performed a complete cross-walk analysis tied to LouisianaPA.com for PW #16115 (\$4.7M), in order to assist GOHSEP during the review / appropriately categorizing the scope of work into the respective cost estimating tracking (CET) buckets, 6) completed three (3) AIDB high level A/E & GC excel workbooks (\$1M+), which accompanied the reimbursement packages, 7) coordinated efforts with FEMA and GOHSEP, to align and ensure all stakeholders are reporting identical close-out data/information, 8) completed two (2) exhaustive analyzes, associated with the Warren Easton Waterproofing and Jo Ellen Smith Demolition Budgets (in order to identify potential available funding), 9) organized and held meetings with GOHSEP & FEMA Management to determine a path forward in regard to eligible Project Management expenditures, 10) continued to respond to GOHSEP DRS inquiries pertaining to RRF submissions, 11) our overall due diligence on all FEMA Historic Preservation matters. The above accomplishments could not have been achieved without the ongoing positive and open relationships between FEMA, GOHSEP, the Disaster Recovery Section(s) (DRS), GOHSEP/GCR Close-Out, OPSB Budget & Accounting personnel and the entire Jacobs/CSRS Funding Team.

During the 3rd Quarter, the Funding Team continued its analysis and efforts to “shore-up” eligible Project Management (PM) fees. Our Team had an exceptional and productive meeting on July 18, 2017 with GOHSEP Management, outlining the methodology and framework for eligible PM reimbursement requests coming down the pipeline. The OPSB and Jacobs/CSRS are awaiting a final path forward from FEMA and GOHSEP Management, prior to submitting PM eligible expenditures. It is anticipated the OPSB will begin the submissions within the 90-120 days.

Federal Funds Paid totaled \$2.8M (in 3rd Quarter 2017), for a total of \$301.7M paid as of September 30, 2017.

SUMMARY OF OBLIGATED PROJECTS*

CURRENT OBLIGATION	FEDERAL FUNDS PAID	FEDERAL FUNDS BALANCE
\$ 376,699,686.12	\$ 301,722,498.55	\$ 74,977,187.56

* Current Obligation reflects the total amount approved by FEMA. Federal Funds Paid denotes the total amount paid to the Applicant from current obligated funds. Federal Funds Balance reflects the total available amount remaining to be paid.

Item 2. SSR Amendments

PROJECT OVERVIEW

The \$316M SSR PW #19290, along with an additional \$50M for items such as contents and temporary student transportation, was obligated by FEMA in 2010 to fund work outlined in the Master Plan for rebuilding of the Orleans Parish Public Schools. With the SSR complete, Jacobs/CSRS continues to amend the scope of work to include numerous active projects from the Master Plan.

New Amendment Requests

This quarter no new amendment requests were submitted to GOHSEP/FEMA.

Amendments will be ongoing as projects move into design and construction. This will maintain grant alignment with the Master Plan for Orleans Parish Schools.

Of the amendments submitted in FY2016/2017 the following were approved by the Governor's Office of Homeland Security (GOHSEP) and FEMA this quarter:

Approved Amendment Requests

Facility / Request	Work Type	Work Description	AIDB # & Approval Date	Amount
Transfer Alternate Project Funding 19297/19298/19301	New Work	Transfer Funding into SSR PW #19290	AIDB #2620: September 18, 2017	\$ 32,487,586.29

Item 3. Transfer Alternate Project PW 19297, 19298, 19301 Funding into SSR PW 19290

PROJECT UPDATES

Request to Transfer Funding from Alternate Project PW #19297 (Contents), Alternate Project PW #19298 (Leased Buses), and Alternate Project PW #19301 (Non-Leased Buses) into SSR PW #19290

On March 7, 2017, the Orleans Parish School Board (OPSB), via an Amendment Request, requested to transfer all funding from Alternate Project (AP) PWs 19297, 19298, and 19301 into the SSR PW #19290. It was OPSB's intent to utilize the funding (in the AP's) for construction projects related to the Master Plan for Orleans Parish School board. Although these PWs allowed the OPSB the latitude to use funding for construction of schools, all permanent facility construction projects are currently being funded and reimbursed through SSR PW #19290.

Instead of going through the laborious process of submitting amendment requests, obtaining approval, potentially migrating expenditures, tracking and monitoring separate Alternate Project PWs, the OPSB requested to transfer all eligible funding into SSR PW #19290. Much like FEMA and GOHSEP, the OPSB is eager to minimize open PWs and close PWs; and this would certainly assist all parties in achieving that goal.

Furthermore, FEMA Policy 9525.13 states that an applicant may request approval of an alternate project from FEMA through the Grantee when it determines that the public welfare would not be best served by either restoring a damaged facility or by restoring the function of a damaged facility. The OPSB asserted that the public welfare would be better served by utilizing the funding to build new schools as outlined in the Master Plan for Orleans Parish Schools and captured in SSR PW #19290 than to restore the functions captured in the donor PWs.

This request has been in the mindset of OPSB and the Jacobs/CSRS Funding Team since FY2013. Over the past four (4) years our team has performed the following (in a methodical/tactical manner) to enable the ability to ask for such approval:

- 1) Coordinated efforts with the OPSB to determine the amount of contents money required to complete the Master Plan, to have sufficient funding within PW #18773 (Contents Improved Project),
- 2) Completed several extensive analyzes (donor and recipient PWs) associated with PW #18773 and PW #19297,
- 3) Worked closely with FEMA to prepare multiple version and migrate scope/funding from PW #19297 to PW #18773,
- 4) Ensured that the OPSB did not submit eligible expenditures and or receive advance under PWs 19297, 19298, and 19301 (as that would have complicated the request to transfer funding),
- 5) Completed the Insurance Settlement (Lexington Tower) Reconciliation among all stakeholders (OPSB/RSD/FEMA/GOHSEP/Attorneys), which identified the appropriate amount of insurance reductions on the AP PWs, and
- 6) Performed a complete ReStart reconciliation and provided that to FEMA, accompanied with descriptions/purpose.

This was not only a strategic measure, but from an efficiency standpoint, transferring funding from PW #19297, 19298, and 19301 into SSR PW #19290 was the necessary approach to: 1) eliminating audit risk and duplication of efforts, 2) avoiding overcomplicated solutions (i.e. migrated expenditures/applied payments), minimizing open PWs for all stakeholders (OPSB/FEMA/GOHSEP), and 3) most importantly, the overall success of the OPSB Program.

On September 18, 2107, FEMA issued a determination letter to the OPSB, approving the request to transfer all funding from Alternate Project (AP) PWs 19297, 19298, and 19301 into the SSR PW #19290. Therefore, approximately \$32.5M, from the three donor PWs (19297,19298,19301), will be added to the SSR PW #19290. Our Funding Team has been in constant communication with FEMA over the past fifteen (15) days and the PW versions are currently being prepared and working their way through the review queues.

U.S. Department of Homeland Security
Funding Recovery Office
1500 Khan Street
Baton Rouge, LA 70802
(225) 339-6610 office
(225) 382-0153 fax



September 18, 2017

James Waskom, State Director
Governor's Office of Homeland Security and Emergency Preparedness
7667 Independence Boulevard
Baton Rouge, LA 70802

Re: Contents, Leased and Non-Leased Buses - Alternate Project Amendment
Orleans Parish School Board, EIDS #071-UFIT3-00
FEMA-1603-DR-LA, Project Worksheets 19290, 19297, 19298, 19301
FEMA Correspondence Log #8412-O, AIDB #2670

Dear Mr. Waskom:

This is in reply to your request on behalf of the Orleans Parish School Board (OPSB, Sub-grantee) to amend the funding available for construction in the Single Settlement Request (SSR) Master Plan Alternate Project captured in project worksheet (PW) 19290. In lieu of completing the SOW under Alternate Project PWs 19297, 19298, and 19301, the Sub-grantee proposes to transfer all funding into Alternate Project PW 19290 to fund approved construction projects under the Sub-grantee's Master Plan. PW 19297 consolidates funding from multiple contents PWs, PWs 19298 and 19301 consolidate funding from 71 damaged leased buses and 103 damaged non-leased buses, respectively. All three Alternate Projects allow OPSB to use funding toward various Sub-grantee construction projects and the purchase of school contents, equipment and vehicles. The current request is for a change in funding only and does not change the previously approved scope of work under PW 19290.

Item 4. RRF and Grant Processing

PROJECT STATUS

The Funding Team supports ongoing capital improvement projects by working in conjunction with the Jacobs/CSRS Project Managers and FEMA to assure project activities and estimates align with Project Worksheet scope through the amendment process.

In the 3rd Quarter of FY2017, Jacobs/CSRS prepared and submitted four (4) Reimbursement Request Forms (RRF) requests. The following RRF's were submitted for payment:

#	Facility	AIDB #	Vendor	Description	RRF #	Amount
1	Temporary Lease Facility	NA	Our Lady of Lourdes / St. Paul / St. James	PW #19289	28	\$58,309.60
2	Alice Hartle Elementary School	1396	WDG Architects & Woodrow Wilson Construction Co., Inc	PW #19290	243	\$560,152.61
3	Warren Easton Refurbishment	1840	Chenevert Architect, LLC	PW #19290	244	\$325,044.16
4	Edna Karr Gym Repair	1822	Chenevert Architect, LLC	PW #19290	246*	\$79,989.98
	*RRF #245 was skipped					
Grand Total: Reimbursement Requests Submitted 3rd Quarter FY2017						\$1,023,496.35

Item 5. Environmental and Historic Preservation (EHP)

PROJECT UPDATES

We continue our support in rectifying the multiple EHP issues including Section 106 consultations, compliance with Secretary of Interior building remediation and memorandum of understandings between OPSB, GOHSEP, SHPO, FEMA and The Advisory Council on Historic Preservation.

- **Benjamin Franklin Elementary:** The scope of work has been broken into two phases to ensure a timely start of construction. Preliminary questions on the Phase I scope from FEMA and SHPO have been answered with additional follow-up questions recently received. Phase II scope of work will be transmitted when completed.
- **McMain:** A new scope of work for much needed envelope repairs has been initiated for the school with a clarified scope of work definition for window refurbishment. Additionally, masonry stucco repairs are included in the scope of work.
- **Easton:** Masonry repointing is continuing on the exterior of the building in the courtyard. The work should be completed in the fourth quarter.

Tax Credit Standings:

- **McMain Stabilization:** The Part III tax credit application was complete, however the new scope of work will be included in the tax credit request through an amendment to the existing, previously approved, Part II application. Part III will be filed when the new scope of work is complete.
- **Lusher Elementary School:** The Part III tax credit application is complete and has been submitted to the Louisiana State Division of Historic Preservation.
- **Lusher Fortier:** The Part III tax credit application is complete and has been submitted to the Louisiana State Division of Historic Preservation.
- **Easton:** The Part III tax credit application was complete, however the new scope of work will be included into the tax credit request through an amendment to the existing, previously approved, Part II application. Part III will be filed when the new scope of work is complete.

Item 6. Deliverables Completed

PROJECT UPDATES

Eligible Expenditures: Checks & Invoices & Proofs of Payment

- Due to the elimination of the FEMA Accountant Position at OPSB – our Team developed new processes and procedures to obtain checks/invoices/documentation
- Coordinated efforts with OPSB Finance/Accounting Department on 7/17 thru 7/19/17
 - Funding Team created/set up folders on JCSRS FTP site so that OPSB could upload checks/invoices with ease (sent step by step instructions with screen shots of file structure)
- Funding Team will memorialize the processes, so that a routine schedule can be solidified, that works for both OPSB and our Team

OPSB Fiscal Year End Audit (FY2017): FEMA Expenditures/Reimbursements/Revenue

- Funding Team completed the following:
 - FEMA Revenue Per LouisianaPA.com
 - Tied to PW / Payable / MUNIS Project # (OPSB internal accounting code)
 - PW Listing of eligible amount / federal paid / project status for all open disasters
- Updated analysis was transmitted to OPSB on 7/27/17

PW #16115: MC #35 Phillips/Waters: Site Remediation: Cost Estimating Tracking (CET) Analysis

- The Funding Team provided corrective actions to GOHSEP in early June 2017
- It was identified that the CET, in LouisianaPA.com had not been correctly addressed
- Worked with GOHSEP DRS Management on 7/18 and 7/19 to assist with the understanding of the different contracts within the PW; and the critical need to segregate the eligible work accordingly within the cost estimating tracker (CET) tool
 - Importance of this task/item: if the CET buckets were not corrected, there was a high probability that Document Review/LLA would “return” the reimbursement for corrections: any further delay of the RRF would ultimately impede the final payment of approximately \$2.02 million
- Approval of the final RRF + receipt of payment was completed/received in August 2017

Restart Funding

- Inquiry from FEMA on 7/5/17 – as to usage of Restart Funding for the OPSB: this was in relation to Request to Transfer Alternate Project Funding (19297/19298/19301) into SSR PW #19290 (to ensure no duplication of benefits regarding contents)
- Funding team revisited all Restart documentation/matrixes on file between 7/5/17 thru 7/11/17
- Created a matrix for FEMA: that ties to all three (3) allocations of Restart Funding that OPSB received
- Transmitted final analysis to FEMA on 7/11/17

A/E & GC AIDB/Project Excel Reimbursement Workbooks

- Our Team has assumed the task of preparing the high-level A/E & GC spreadsheets that accompany an RRF (which is workbook that gives a holistic representation of all costs expended to date: tied to invoice numbers / checks / timeframe etc.)

LINE #	DESCRIPTION	AMOUNT	% OF CONTRACT	PERCENT BUDGET	REQUEST #1	REQUEST #2	REQ #
1	CONTRACTOR NAME	WOODWILSON					
2	FACILITY NAME	ALICE HARTE NEW K-12					
3	PURCHASE ORDER #	130643					
4	GENERAL CONTRACT	1,313,534.00					
5	TEST PILE	5,537.00					
6	CONSTRUCTION CLEAR CUT	25,157,260.00					
7	ADDITIONAL SERVICES	4,198.70					
8	ADDITIONAL SERVICES	276,327.27					
9	ADDITIONAL SERVICES	13,966.25					
10	ADDITIONAL SERVICES	6,742.55					
11	ADDITIONAL SERVICES	2,300,583.55					
12	ADDITIONAL SERVICES	26,799.82					
13	TOTAL P&O	1,995,991.00					
14	ADDITIONAL SERVICES	1,995,991.00					
15	ADDITIONAL SERVICES	1,995,991.00					
16	ADDITIONAL SERVICES	1,995,991.00					
17	ADDITIONAL SERVICES	1,995,991.00					
18	ADDITIONAL SERVICES	1,995,991.00					
19	ADDITIONAL SERVICES	1,995,991.00					
20	ADDITIONAL SERVICES	1,995,991.00					
21	ADDITIONAL SERVICES	1,995,991.00					
22	ADDITIONAL SERVICES	1,995,991.00					
23	ADDITIONAL SERVICES	1,995,991.00					
24	ADDITIONAL SERVICES	1,995,991.00					
25	ADDITIONAL SERVICES	1,995,991.00					
26	ADDITIONAL SERVICES	1,995,991.00					
27	ADDITIONAL SERVICES	1,995,991.00					
28	ADDITIONAL SERVICES	1,995,991.00					

CONTRACTOR NAME	WOODROW WILSON CONSTRUCTION CO., INC.							
FACILITY NAME	ALICE HARTE							
PURCHASE ORDER #	130643							
TOTAL ORIGINAL AMOUNT	\$ 26,720,000.00							
Change Order 001	\$ 23,660.50							
Change Order 002	\$ 37,003.00							
Change Order 003	\$ 7,737.40							
Change Order 004	\$ 8,686.60							
Change Order 005	\$ 8,820.40							
Change Order 006	\$ 285,154.86							
Change Order 007	\$ 84,370.33							
Change Order 008	\$ 63,702.50							
Change Order 009	\$ 47,376.85							
TOTAL CHANGE ORDERS	\$ 485,695.16							
TOTAL P&O AMOUNT	\$ 27,205,695.16							
TOTAL P&O	\$ 27,205,695.16							
BALANCE	\$ 110,028.99							
Pay App	Base Amount Requested	Change Order Amount Requested	Total Amount Requested	Base Amount Paid	Change Order Amount Paid	Total Amount Paid	Check #	Check Date
1	1,014,085.10		1,014,085.10	1,014,085.10		1,014,085.10	173450	12/01/12
2	593,245.20		593,245.20	593,245.20		593,245.20	175697	1/6/13
3	391,786.65		391,786.65	391,786.65		391,786.65	176208	3/7/13
4	211,770.20		211,770.20	211,770.20		211,770.20	176880	5/2/13

- Our Team devoted a significant amount of time re-evaluating/reviewing the workbooks (modifying formulas / adding data where necessary) against our Project Management folder structure + combining all excel spreadsheets related to a facility/project into a single workbook
 - Relevance/rational behind the work: so that all data and reimbursement requests (moving forward) will be encompassed in one file/one location

Completed Workbooks to Date:

- AIDB #1396: Alice Harte New Construction
 - Aligned A/E up thru WDG Invoice #2470
 - Aligned all GC costs + reconciled CDBG vs. FEMA (still ongoing discussion with the OPSB to reclassify some expenditures); entailed extensive analysis of MUNIS + Internal files
 - Submission of PW #19290 RRF #243 on 8/9/17 = \$560k (+ all necessary documentation)
 - AIDB #1396 AE** **AIDB #1396 GC** **AIDB #1396 Test Pile** **RRF #243 RRF** **RRF #243 CWS**
- AIDB #1840: Warren Easton Refurbishment
 - Aligned A/E expenditures (entire contract)
 - Identified final invoice and coordinated with the OPSB to obtain checks/supporting documentation
 - 7 School Stabilization Contract: in-depth review of all amendments and the history behind SOW's + Fee Calculations
 - Aligned all GC costs / alongside MUNIS (Project N0323)
 - Worked with OPSB Finance to reclassify invoices that were coded to the incorrect project
 - Submission of PW #19290 RRF #244 on 8/22/17 = \$325k (+ all necessary documentation)
 - AIDB #1840 AE** **AIDB #1840 GC** **RRF #244 RRF** **RRF #244 CWS 1** **RRF #244 CWS 2**

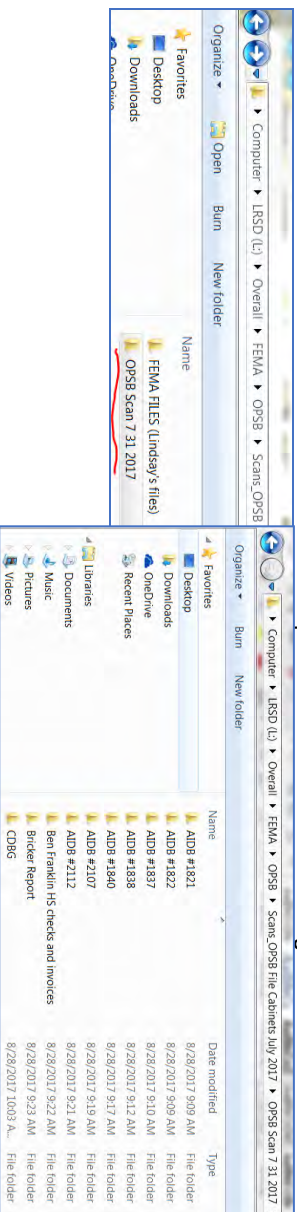
- AIDB #1822: Karry Gym Repair
 - Extensive review of Karry Gym A/E contract and expenditures: 7 School Stabilization Contract
 - Identified all invoices and coordinated with the OPSB to obtain checks/supporting documentation

- Coordinated efforts with prior Project Managers to understand background and history of A/E contract/fee structure
- Aligned all A/E costs alongside MUNIS (to ensure 100% that all invoices/payments were captured accordingly)
- Prepared a Memorandum (OPSB Letterhead – signed by L. Carter): outlining the timeline of events and to justify as to why the state fee calculator was not utilized by Chenevert Architects, but were rather paid on actual work/hours
 - Memorandum was necessary to illustrate to GOHSEP that OPSB went this route based on many factors / all of which were reasonable and demonstrated due diligence
- Submission of PW #19290 RRF #246 on 9/26/17 = \$79k (+ all necessary documentation)

AIDB #1822 AE	AIDB #1822 GC	RRF #246	RRF #246 CWS	N0325 Karr Gym MUNIS
---------------	---------------	----------	--------------	----------------------

OPSB File Cabinets/Documentation

- Funding Team coordinated with the OPSB (from 7/31/17 through 8/2/17) to perform the following:
 - Obtained access to file cabinets and boxes in FEMA Accountants Office
 - Reviewed files to determine if previously uploaded/scanned to L Drive and or LouisianaPA.com
 - If documents were not uploaded, the file was categorized and scanned to external hard drive
 - Worked in collaboration with OPSB interns to expedite the scanning process
 - Any documents with original signatures were scanned and hard copy saved
 - Once all files were scanned, our Team began organizing/re-naming as necessary and placing/uploading to the L Drive
 - Over 35 GB's of documentation reviewed/scanned/categorized/uploaded to L Drive
 - Task was essential as to not lose or misplace historical OPSB Funding Documentation



Funding Support Amendment: Jacobs/CSRS Amendment #6 (Contract #3)

- At the request of the OPSB – the Funding Team will be assuming all the roles/responsibilities and duties of the prior OPSB FEMA Accountant
- Funding Team prepared the following:
 - Reworked the matrix of additional hours and costs for the supplementary responsibilities
 - Revisions to the proposal
 - Coordinated efforts with S. Boykin to prepare Form H + other supplementary documents that need to accompany the Amendment
- Alongside S. Boykin transmitted final documents to CRSS for signature and then Jacob
- Received final execution by both CSRS and Jacobs on 9/29/17 and Amendment is now with OPSB for final signature/approval

Contents PW #18773 RRF #43: Memorandum + Cost Reasonableness Analysis

- On 8/7/17 GOHSEP/DRS notified Funding Team the need for a cost analysis for Follet Library Services
 - Our Team pushed back heavily – as this vendor has online catalog pricing + available to the public: which meets the intents of 44 CFR 13.36 (f)(1)
 - GOHSEP Technical Team even agreed, but GOHSEP DRS/LLA did not
- Funding Team performed an extensive cost reasonableness analysis of Follet Library Services
- Identified comparison procurement of nearly 200 library books (to meet the 10% review threshold): over the duration of 6 days

**Follet Library Resources: Cost Reasonableness Analysis + 44 CFR 13.36 (f)(1)
PW #18773, RRF #43**

PURPOSE:
This Memorandum is being issued to document to GOHSEP to 3) provide a cost reasonableness analysis; 4) provide cost of invoiced amount; of the library books purchased for the 8-month term Emergency School and 5) to illustrate that the vendor (i.e. Follet Library Resources) fulfills the requirement of the 44 CFR 13.36 (f)(1).

- Prepared a Memorandum outlining the purpose/project history/cost analysis & conclusion of the exercise (which was vetted with the GOHSEP Technical Team to ensure they were in agreement)
- The cost analysis illustrated that, after analyzing 198 (10% of invoiced amount) library books, Follet was not only reasonable, but 19% less than comparison pricing from the vendors identified in Exhibit A.

- 612-page package (including the Memorandum + Analysis + Comparison Procurement) was uploaded to LouisianaPA.com on 8/16/17 (and the RRF is currently in the Document Review/LLA queue)

Payables & Receivables – Moving Forward

- The Funding assumed the task of tracking revenue receipts for OPSB accounting transactions from the Louisiana (Division of Administration) Office of Statewide Reporting and Accounting Policy (OSRAP), as associated with all FEMA reimbursements
- Our Team coordinated with the OPSB Senior Accountant to determine how the data should be presented / compiled
- Developed a tracker/matrix that will be updated as RRF's are approved/paid + will record OSRAP data (EFT #'s and payments amounts)
 - This will allow for complete transparency/visibility for OPSB and JCSRS + revenue is being recorded to the correct MUNIS Project # (and avoid reclassifications across multiple projects / funding sources in the future)
 - As payables occur, our Team will transmit tracker/matrix to OPSB

Pay Bal #	RF #	RF #	RF #	RF #	RF #	RF #	RF #	RF #	RF #	RF #	RF #	RF #	RF #	RF #	RF #	RF #	RF #	RF #	RF #	RF #	RF #	
1	8/14/2017	43290	1176	514,588.60	517.84	514,644.44	FR0001053338	3818 Lake Forest St OSS	20110555	NO208												
2	8/14/2017	16115	1178	53,842,292.84	51,743.30	53,790,549.54	FR0001053338	1388 McKay Phillips	20100788	NO202												
3	10/30/90	11787	244	333,064.16	56,741.55	276,322.61	FR000026891	1840 Wren Station	20110861	NO213												
3	9/29/90	11787	238	584,443.00	542,222.22	42,220.78	FR0000028991	2351 McKinlan	20110573	NO205												

OPSB/RSD Insurance Reconciliation – Final Closing Arbitration Brief

- Our Team reviewed/provided comments back to Attorneys + created the final charts/tables (on 8/10-8/11/17) that were incorporated into the final brief
 - Tables/charts presented the \$\$'s in a digestible manner
- Final Closing Brief was submitted to the CBCA on 8/17/17
 - Anticipated that a decision will be forthcoming in the next 60-90 days

PW #18773 Contents: RRF #44 & #45 Cost Analyses

- Document Review/LA requested additional documentation related to the RRFs 44 & 45
- **RRF #44 (\$168k):** Vendors = Hatch and AcoustiComm = Sole Source Vendors
 - Funding Team communicated with GOHSEP DRS to illustrate that we provided the same identical information/supporting documentation for Hatch, as we did on a previous RRF / eligible expenditure. Document Review/LA released their finding on Hatch
 - AcoustiComm: GOHSEP/LA requested a Memorandum, similar to Hatch from the vendor
 - Our Team reached out to AcoustiComm (on several occasions), who was unwilling to assist with a Memorandum or any additional information
 - Funding Team prepared a cost analysis for AcoustiComm: located a GSA Medical Equipment Schedule (from 2009) that illustrated pricing for one of the high price items purchased
 - Transmitted & uploaded Cost Analysis + Justification to GOHSEP/LouisianaPA.com on 9/28/17

AcoustiComm	Sampled	Competition	% +/-	Source of Competition
1	7,500.00			
2	5,500.00			
3	14,000.00			
4	14,000.00			
5	51,500.00	\$ 61,605.30	-16.40%	Department of Veterans Affairs - Federal Supply Schedule - Equipment + Installation
6	51,500.00	\$ 3,000.00	-17.21%	Bid Tabulation - Dea Morhes Public Schools - Bid/Quote for Audiology Equipment
7	3,000.00	\$ 3,824.00	-16.45%	
8	103,000.00	\$ 54,500.00	-46.60%	
Total			16.45%	
% Sample Size of Total Cases			52.93%	=\$4,500 / 103.00

- **RRF #45 (\$137k):** Multiple Vendors
 - Determined that \$10k was related to training/consulting services (built into the pricing) which is not eligible
 - Identified that the vendor Alack was not submitted entirely: our Team requested what was submitted to be reduced, in order to capture the full amount in a subsequent RRF
 - Provided a Cost Analysis for Louisiana Office Products: finding similar products online and illustrating that items purchased, were in fact, reasonable
 - All documentation uploaded on 9/28/17

Quantity	Amount	Total Amount	Vendor	Quantity	Amount	Total Amount
1	\$4,124	\$4,124	Waymart	1	\$3,150	\$3,150
1	\$512.47	\$512.47	Depp/O'Office Max	1	\$512.50	\$512.50
1	\$746	\$746	Depp/O'Office Max	1	\$319.99	\$319.99
Total				Total		
\$3,921.47				\$4,615.98		

Vendor Total: \$11,603.02
Target Threshold: 60% = \$4,465.21

AIDB #2491: Warren Easton Waterproofing Budget vs. Contractual vs. Actual Costs Analysis

- Funding Team performed an analysis of the Warren Easton Waterproofing Project #2016-0588
 - Catalyst for analysis: request from Program Director to see remaining monies / potential change orders
- Analyzed contractual vs. budget vs. actual costs to date for both Verges Rome and Thigpen
- Transmitted analysis to R. Lauga on 9/26/17

As of 9/26/17

Contractual Costs		Total Approved Budget	
Easton Waterproof	\$ 625,600.00	Based of \$500,313 AFC Value - which bids came in less	
A/E Contract	\$ (47,407.00)	No Amendments to date - that I can see	
Amendments	\$ (47,407.00)		
New Const	\$ (467,100.00)	This Bid #0983 Unstaged from what I can see on L Drive	
CO's	\$ (467,100.00)	No Change Orders to date - that I can see in our files	
Upcoming costs	\$ (50,000.00)	Approx. \$0k - after communication with Ray on 9/19/17	
CO's	\$ (1,445.72)	A/E will be - based on free curve when/ if CO is approved	
A/E Amendment	\$ (1,445.72)		
Additional \$\$\$ Remaining	\$ 99,692.28	Remaining \$\$\$ in Approved Budget within approved budget after CO	

Calculator Based on Proposed New State Fee Schedule		EXHIBIT 'B'	
FEE CALCULATOR for Additional Services		Warren Easton Chlorine Storage (9/4, Project No. 16071)	
Project Name: Warren Easton Chlorine Storage (9/4, Project No. 16071)		September 28, 2016	
Date: September 28, 2016			
Enter the Available Funds for Construction		\$500,313	\$ 47,407.00 @ \$467K
1	Enter the Retention Factor (if not applicable, enter 1)	1.00	\$ (48,852.72) @ 51% (factoring in CO @ \$50k)
2	Enter the subject year for cost index data (no/ year)	2015	
3	The Building Cost Index for the subject year is	6617	
4	The Consumer Price Index for the subject year is	237.0	
5	The BCI for the reference year (1975) was	1300	
6	The CPI for the reference year (1975) was	53.8	
7	The BCI ratio is	0.2687	
8	The CPI ratio is	4.41	
9	The adjusted AFC for the reference year (1975) is	\$114,406	467100
10			

Close-Out Analysis: FEMA vs. GOHSEP vs. OPSB/JCSRS

- As the Funding Team diligently works towards closing out projects/PWs, it is imperative that all stakeholders have identical reporting information
- In August, the Funding Team identified some reporting delta's between GOHSEP and FEMA
- The Funding Team coordinated efforts with FEMA to obtain EMMIE Close-Out data, which our team mirrored up against GOHSEP/OPSB/JCSRS data
- Funding Team created a cross-walk between all data to present to FEMA and GOHSEP
 - It illustrated where GOHSEP and or FEMA had a PW "Open" as "Closed" (and vice versa) – that conflicted with on another
 - At the end of August all delta's were identified + a path forward how to address closing the remaining 2-3 PWs
- By the end of 3rd Quarter 2017, all PWs were corrected and pushed through the appropriate queues: and now all stakeholders reflect identical PW information

Item 7. Close-Outs Approved & In Pipeline

PROJECT UPDATES

Over the duration of the 3rd Quarter 2017, the Jacobs/CSRS Funding Team made progress regarding Closing Out Project Worksheets: Below is the progress in regard to OPSB Close-Out information:

- 1) **Project Worksheets Officially Closed in 3rd Quarter FY2017**
 - A total of **five (5) Project Worksheets** were officially closed in the 3rd Quarter FY2017: **\$132k**
 - PW #8870: Category B PW: Labor & Equipment: Timbers Office Building (\$132k: eligible/obligated)
 - PW #9444: Category E PW: Contents: Morial Elementary School (\$0)
 - PW #13043: Category E PW: Demolition: Bethune Elementary School Building B (\$0)
 - PW #16090: Category E PW: Contents: Almonaster – Ownership Records (\$170k of insurance proceeds)
 - PW #20887: Category G PW: Category G Alternate Project (\$447k of insurance proceeds)
 - 985 Closed out of 986 Submitted for Close-Out: as of 9/30/17
- 2) **Close Out Submissions: 3rd Quarter FY2017**
 - **Zero (0)** Project Worksheets were submitted in the 3rd Quarter FY2017 for Close-Out
 - Below is an overall view of **ALL 998** OPSB PW's as of 9/30/17



Category	PW Size	Total Obligated Fed + Admin		Open Project Worksheets		Submitted for Close-Out Project Worksheets		Closed Project Worksheets	
		Open & Closed PW's	Open & Closed PW's	Fed + Admin Open PW's	# of Open PW's	Fed + Admin Close-Out In Progress PW's	# of Close-Out In Progress PW's	Fed + Admin Closed PW's	# of Closed PW's
A	S	\$1,854,99	2	\$0.00	0	\$0.00	0	\$1,854,99	2
	L	\$0.00	0	\$0.00	0	\$0.00	0	\$0.00	0
B	S	\$1,258,702.00	139	\$0.00	0	\$0.00	0	\$1,258,702.00	139
	L	\$24,883,461.90	24	\$8,889,803.33	2	\$8,566,015.64	1	\$7,427,642.93	21
E	S	\$1,281,052.16	726	\$0.00	0	\$0.00	0	\$1,281,052.16	726
	L	\$349,274,615.04	71	\$348,864,209.23	10	\$0.00	0	\$410,405.81	61
	S	\$0.03	35	\$0.00	0	\$0.00	0	\$0.03	35
G	L	\$0.00	1	\$0.00	0	\$0.00	0	\$0.00	1
Grand Total Summary(s)		\$376,699,686.12	998	\$357,754,012.56	12	\$8,566,015.64	1	\$10,379,657.92	985

Category	PW Size	Submitted For Close-Out WITHIN Timeframe		Closed in the Specified Time Frame		Amount PAID Within Time Frame	
		# In Past X Days	Total Obligated Fed + Admin Submitted	# In Past X Days	Total Obligated Fed + Admin Closed	# In Past X Days	Total Obligated Fed + Admin Paid PAYABLE
A	S	0	\$0.00	0	\$0.00	0	\$0.00
	L	0	\$0.00	0	\$0.00	0	\$0.00
B	S	0	\$0.00	0	\$0.00	0	\$0.00
	L	0	\$0.00	1	\$132,813.39	0	\$0.00
E	S	0	\$0.00	0	\$0.00	0	\$0.00
	L	0	\$0.00	3	\$0.02	4	\$2,890,393.19
	S	0	\$0.00	0	\$0.00	0	\$0.00
G	L	0	\$0.00	1	\$0.00	0	\$0.00
		0	\$0.00	5	\$132,813.41	4	\$2,890,393.19

Part II

Item 8. Project Worksheets Reviewed

Listed below (in order reviewed) are the Hurricane Katrina PWs that Jacobs/CSRS reviewed on OPSSB's behalf during the 3rd Quarter of 2017:

This quarter no new Project Worksheets and or Versions were submitted for review by FEMA.

Item 9. Summary of FEMA Funding

Work Type	*Eligible Obligated	Federal Amount Paid	Balance
Contents	\$51,358,717.14	\$14,076,554.21	\$37,282,162.93
Debris Removal/Demolition Costs	\$1,854.99	\$1,854.99	\$0.00
Interim Housing	\$13,271.77	\$13,271.77	\$0.00
Labor and Equipment Costs	\$1,410,086.33	\$1,410,086.34	-\$0.01
Management Costs	\$7,951,712.80	\$1,607,284.67	\$6,344,428.13
Permanent Facility Repair	\$4,493,879.23	\$4,497,293.95	-\$3,414.72
Permanent Facility Replacement	\$295,247,051.73	\$264,134,519.11	\$31,112,532.62
Stabilization/Temporary Roof Repair	\$2,612,664.86	\$2,612,666.59	-\$1.73
Temporary Facility and related costs	\$13,610,447.27	\$13,368,966.92	\$241,480.35
Grand Total	\$376,699,686.12	\$301,722,498.55	\$74,977,187.57

NOTE: **Eligible Obligated" dollars include Sub-Grantee Administration Funding in the amount of **\$1,909,948.69**



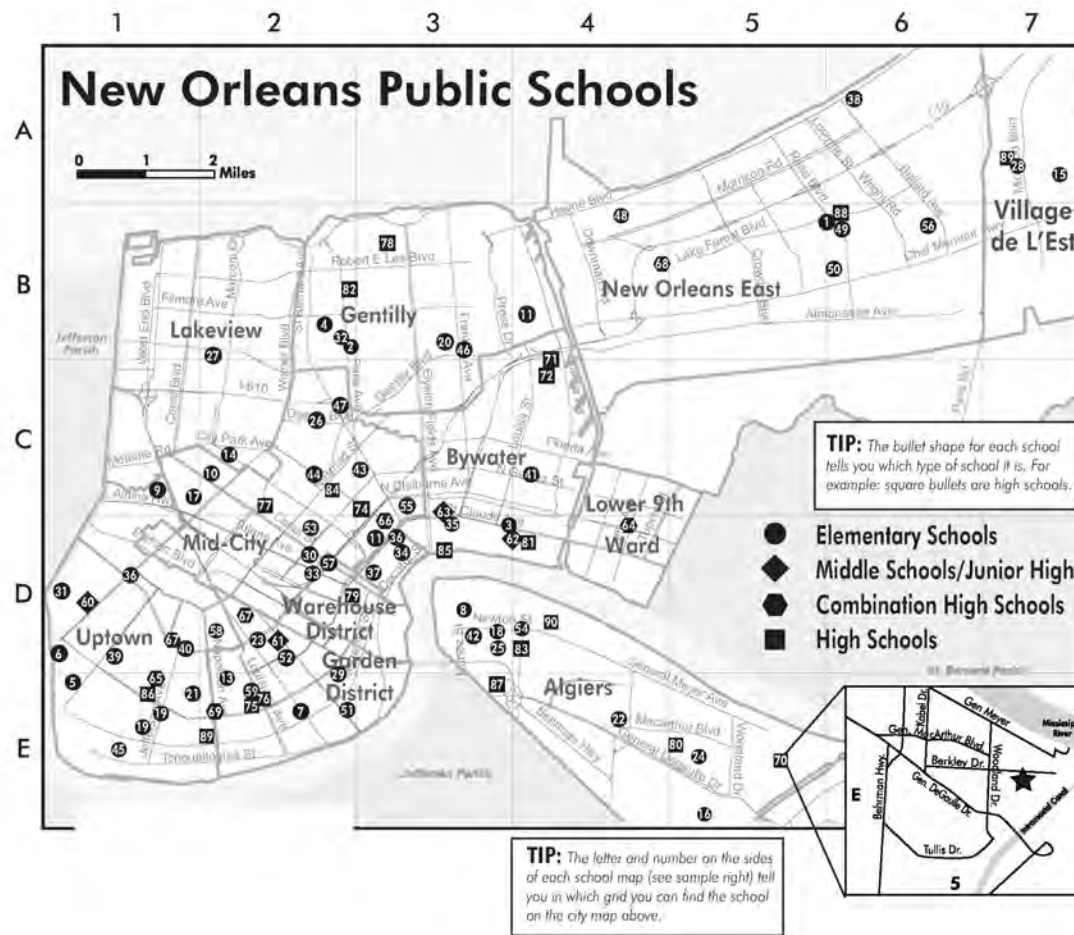
Appendix C School Map



Appendix C

New Orleans Parents' Guide To Public Schools

Spring 2012 Edition



Key to Map of New Orleans Public Schools

- | | |
|--|--|
| 1. Alvarado Elementary School | 47. Roland H. Nelson Charter School |
| 2. Akili Academy of New Orleans | 48. Frode College Prep (at Midval Osborne) |
| 3. ARISE Academy | 49. Sarah T. Reed Elementary School |
| 4. Arthur Ashe Charter School | 50. Henry Schauburg Elementary School |
| 5. Audubon Charter School | 51. SciTech Academy @ Lauri School |
| 6. Benjamin Barnewell Elementary School | 52. James M. Singleton Charter School |
| 7. Balise Cultural Arts Academy @ Live Oak School | 53. Success Preparatory Academy |
| 8. Martin Behrman Charter School | 54. Harriet Tubman Elementary School |
| 9. Mary McLeod Bethune Elementary School | 55. A.P. Tuvault Elementary School |
| 10. Pierre A. Gaudin Charter School | 56. Frannie C. Williams School |
| 11. May Coghlin Elementary School | 57. Sylvie Williams College Prep Elementary School |
| 12. Joseph Craig Elementary | 58. Andrew H. Wilson Charter School |
| 13. Lawrence D. Crocker Arts and Technology School | 59. Colton College Prep Middle School |
| 14. John Dibert Community School | 60. KIPP Believe College Prep |
| 15. Einstein Charter School | 61. KIPP Central City Academy |
| 16. Dwight Eisenhower Elementary School | 62. KIPP McDonogh 15 Middle School |
| 17. Esperanza Charter School | 63. KIPP New Orleans Leadership Academy |
| 18. William J. Fischer Accelerated Academy | 64. Dr. Martin Luther King Charter School for Science and Technology |
| 19. Benjamin Franklin Elementary Math and Science School (2 locations) | 65. Luther Charter School |
| 20. Gentilly Terrace Elementary School | 66. McDonogh 35 College Preparatory High School |
| 21. Samuel J. Green Charter School | 67. Eleanor McMain Secondary School |
| 22. Paul B. Hebert Elementary School | 68. Miller-McGuy Academy for Mathematics and Business |
| 23. Edgar P. Harney Elementary School | 69. Sophie B. Wright Charter School |
| 24. Alice Harbo Elementary School | 70. Algiers Technology Academy |
| 25. Marry Manderson Elementary School | 71. Architecture Design Engineering Prep |
| 26. Longkin Hughes Academy Charter School | 72. George W. Carver High School |
| 27. Edward Hayes Charter School | 73. Gallego Academics (not shown) |
| 28. Intercultural Charter School | 74. Joseph S. Clark Preparatory High School |
| 29. International School of Louisiana | 75. Colton College Prep High School |
| 30. Morris Jeff Community School | 76. Walter L. Cohen Senior High School |
| 31. James Weldon Johnson Elementary School | 77. Warren Easton High School |
| 32. KIPP Believe Primary | 78. Benjamin Franklin High School |
| 33. KIPP Central City Primary | 79. International High School of New Orleans |
| 34. KIPP McDonogh 15 Primary School | 80. Edna Karr High School |
| 35. KIPP New Orleans Leadership Primary | 81. KIPP Renaissance High School |
| 36. Laila L. Academy Charter School of New Orleans | 82. Lata Awa New Tech Early College High School |
| 37. Lagasse Academics of New Orleans | 83. L.B. Landry High School |
| 38. Lake Forest Elementary Charter School | 84. John McDonogh High School |
| 39. Luther Charter School | 85. New Orleans Center for Creative Arts (NOCCA) |
| 40. Lucie Françoise de la Nouvelle-Orléans | 86. New Orleans Charter Science & Mathematics High School |
| 41. Benjamin E. Mays Preparatory School | 87. New Orleans Military/Marine Academy |
| 42. McDonogh 32 Liberty Academy | 88. Sci Academy |
| 43. McDonogh 42 Elementary Charter School | 89. Sarah T. Reed High School |
| 44. McDonogh City Park Academy | 90. O. Perry Walker College and Career Preparatory High School |
| 45. Milestone SABIS Academy of New Orleans | |
| 46. Robert Rouse Moton Charter School | |